



Philip Secombe
Police and Crime
Commissioner
for Warwickshire

2021/22 OPCC Budget Consultation Summary

Office of the Police and Crime Commissioner for Warwickshire

Published: 28 January 2021

OPCC Budget Consultation 2021/22 Summary

Table of Contents

Executive summary	2
1.0 Introduction and background	4
2.0 Summary of promotional publicity	5
2.1 Consultation Part 1 (November 2020-January 2021)	5
2.1.1 Media coverage	5
2.1.2 Poster promotion	6
2.1.3 Social media promotion	7
2.1.3 Partner promotion	11
2.1.4 Internal promotion	12
2.1.5 Commissioner’s Monthly Newsletter	12
2.2 Consultation Part 2 (January 2021)	12
3.0 Consultation results in detail	14
3.1 Summary of part one feedback	14
3.1.1 Online survey	14
3.1.2 Focus group responses	18
3.1.3 Social media and written feedback	27
3.2 Summary of part two feedback	29
4.0 Conclusions	31
Appendix A: Phase one online consultation results	33
Appendix B: Statistical breakdown by district / borough	47
Appendix C: Police employee/volunteer responses vs general public responses	57

Executive summary

The 2021/22 Budget Consultation is the most comprehensive survey to date undertaken by the Office of the Police and Crime Commissioner for Warwickshire, which seeks to build upon good practice seen elsewhere in England and Wales and to address the comments of the Police and Crime Panel from previous consultations.

Held against the very challenging backdrop of the COVID-19 pandemic, the consultation aimed to establish through a variety of means feedback from all parts of the Warwickshire community, in order to inform the Commissioner's decision making on setting the budget for policing for 2021/22.

The consultation was held in two parts to maximise the amount of time that the public had to feedback their views, while also allowing them to do so in a more informed way as the financial picture became clearer into January 2021.

A total of 1,588 took part in an online poll which ran as part one of the consultation from late November 2020 to early January 2021 – a total of over six weeks. This provided feedback on the key priorities respondents believed needed investment and also provided the commissioner with information as to the affordability and willingness of people to pay potential increases to the police precept.

For the first time, the OPCC organised focus groups to gather qualitative feedback from seldom heard groups and organisations working with vulnerable people. Also canvassed were representatives of the business and farming community, alongside police staff associations, local councillors, council leaders and chief executives and Warwickshire Members of Parliament.

This ensured there was a broad demographic response representing a large proportion of the Warwickshire community; for example, the focus group with town and parish council representatives alone saw detailed feedback and questioning from individuals representing over 100,000 residents from all corners of the county.

The overall results reflected that there remained a strong desire to see sustainable investment in policing services, particularly where it improves the ability of the police to prevent and detect crime, enhance visibility of officers and ensure the protection of the most vulnerable. There was also a desire to see grant funding awarded by the Police and Crime Commissioner be prioritised towards projects supporting the vulnerable.

Nevertheless, the difficult financial circumstances many people now find themselves in was reflected in the online polling results, which showed around a third of respondents did not support a raise in taxation to support policing. There was greater opposition to a raise than in previous consultations, while around 18% of respondents to the online poll felt that any increase would be unaffordable to them. Similar feedback was received from the focus

groups, with the additional view that vulnerable groups are often those who benefit most from the additional services a precept raise would fund.

Part two of the consultation made the full draft budget available for inspection and comment, as soon as this was possible. While this was a shorter period than would be ideal, this was unavoidable due to the timings of the key funding announcements (national settlement and local council tax base) which underpin the budgeting process. Nevertheless, the feedback received bore out the earlier consultation, with similar levels of support for the budget overall and precept raise, albeit from a more limited range of respondents.

Inevitably, during any budget setting process, the Commissioner must make a judgement call as to the balance of need vs the affordability of an increase. In that context, the consultation has provided a strong evidence base on which to make that decision, prior to presenting the draft budget to the Police and Crime Panel.

1.0 Introduction and background

Each year, the Police and Crime Commissioner is required by legislation to consult the public on his or her proposals for setting the budget for policing locally (including proposals for capital spending, as well as revenue).

Consultation must take place prior to any decisions being made on future budgets, in order to ensure that the PCC has taken public feedback into consideration before proposing a final draft budget.

The timeframes for consultation are largely dependent on when central government announces details of its spending plans and provides PCCs with notification of what share of the national funding pot they will receive, alongside information about what flexibility they are given to vary the police precept, the portion of Council Tax which goes towards paying for policing locally.

This can be very challenging, given that final confirmation of the national settlement is not generally received until mid-December, and confirmation of other key data may not come until late January (such as council tax base figures). Against this backdrop, draft budget papers need to be finalised and sent to the Police and Crime Panel seven days before the budget meeting, which takes place on February 1, 2021. Furthermore, this year's budget setting comes amid the context of increased uncertainty on public sector finances due to the continued coronavirus pandemic and other economic factors.

For these reasons, the consultation for the 2021/22 budget was carried out in two parts. The first part, to be held during late November and through to early January, gauged public opinion on the funding landscape for policing locally, including which areas of activity they would prefer to see prioritised. The questions built upon the results of the earlier Policing Priorities Consultation, with questions based on the OPCC's understanding of the financial landscape in late November 2020.

Results from part one of the consultation will help to influence the decision-making for the final draft budget proposals, which were published in mid- January 2021.

Part two of the consultation invited more direct feedback on the draft budget document itself. This took the form of a short survey which was published and publicised online alongside the draft budget and precept proposals. Those who gave feedback in part one of the consultation were also invited to do so again for part two.

The budget consultation should thus be considered to be the results of the online surveys, focus groups sessions, social media comments and direct feedback received by the OPCC for both parts one and two.

2.0 Summary of promotional publicity

The consultation launched on November 26, 2020, using the branding 'Your Police, Your Views'.

The consultation was published on the OPCC website and featured prominently on the front page, public consultation and news pages.

We are grateful to all those who helped to publicise the precept consultation and encouraged people to respond.

The following additional promotional activities were undertaken:

2.1 Consultation Part 1 (November 2020-January 2021)

2.1.1 Media coverage

A launch media release was issued on November 26 and this was promoted on the website and via OPCC social media channels. Coverage was received on the websites of:-

- Leamington/Stratford/Rugby Observers
- Atherstone/Bedworth/Kenilworth Nub News
- Redditch and Alcester Standard

A follow-up media release was issued on January 5, reminding people of the survey and encouraging them to complete the survey by January 10. This was tailored to suit local newspaper circulation areas in Nuneaton & Bedworth and Rugby in order to boost coverage in the areas with the fewest response compared with their population numbers.

This resulted in further online coverage in the Bedworth Nub News.

Overall, the pandemic situation and its impact on the media industry in particular meant that it was more difficult to secure coverage of the consultation compared to previous years, with limitations on staff numbers at media outlets meaning fewer stories overall being published, with an inevitable focus on coverage of the pandemic itself. Local radio media has also diminished, with mainly centralised regional coverage on commercial radio stations which previously had provided more extensive local coverage.

Covid-19 also hampered the OPCC's ability to gather hard copies of printed publications and broadcast media, so the coverage may be greater than stated here. However, experience and data from past years shows that coverage in printed and broadcast media does not usually translate into significant take up of the online survey – it is far more effective when readers can click directly through from a link in an online article or via other direct means (such as QR codes).

2.1.2 Poster promotion

To try and alleviate some of these limitations, a paid-for poster promotion was launched in early December, which saw 'Your Police, Your Views' posters displayed prominently at supermarkets across Warwickshire. The posters, which were A2 or A3 in size depending on location, were shown in store windows or leaflet display areas within the following stores:

- All 10 Aldi stores in the county (Leamington, Stratford, Rugby x 2, Nuneaton x 2, Atherstone, Studley, Bedworth, Coleshill)
- The following Lidl stores:
 - Lidl Stratford, Maybrook Road Maybrook Retail Park Unit 1, Stratford-upon-Avon CV37 0BT
 - Lidl Leamington, Myton Rd, Royal Leamington Spa, CV31 3NY
 - Lidl Rugby, Bilton Rd, Rugby CV22 7DT
 - Lidl Nuneaton, Queens Rd, Nuneaton CV11 5LD
 - Lidl Nuneaton, Hinckley Rd, Nuneaton CV11 6LF
- The following Tesco branches:
 - Tesco Superstore, Emscote Rd, Warwick CV34 5QJ
 - Tesco Metro, 22-24 Parade, Leamington Spa CV32 4DN
 - Tesco Superstore, Kineton Road Industrial Estate, Northfield Rd, Southam CV47 0FG
 - Tesco Superstore, Birmingham Rd, Stratford-upon-Avon CV37 0UA
 - Tesco Superstore, 1 Leicester Rd, Rugby CV21 1RG
 - Tesco Extra, Leicester St, Bedworth CV12 8SY
- The following Morrisons branch:
 - Morrisons, 24 Birmingham Rd, Coleshill, Birmingham B46 1AA
- The following Asda branches:
 - Asda Superstore, Chesterton Dr, Sydenham, Leamington Spa CV31 1YD
 - Asda Superstore, Newtown Rd, Nuneaton CV11 4FL
 - Asda Superstore, 12 Chapel St, Rugby CV21 3EB
- The following Sainsbury's branches,
 - Sainsbury's, Loxley Rd, Wellesbourne, Warwick CV35 9JY
 - Sainsbury's, Leamington Shopping Park, Tachbrook Park Dr, Royal Leamington Spa, CV34 6RH
 - Sainsbury's, 385 Dunchurch Rd, Rugby CV22 6HU
 - Sainsbury's, Saltisford, Warwick CV34 4TR
 - Sainsbury's, Vicarage St, Nuneaton CV11 4XS
- The following Waitrose branches
 - Waitrose, Moorfield Rd, Alcester B49 5DA
 - Waitrose, 51 Bertie Rd, Kenilworth CV8 1JP
 - Waitrose, Rosebird Centre, Shipston Road The, Stratford-upon-Avon CV37

Locations were chosen to maximise the geographic spread and also to cater for the different demographics the supermarkets serve. The posters featured QR codes to enable easy access to the online survey. The office address, email and telephone number were also included to allow those without internet access to have their say.

Leaflet distribution options for each store were considered but ruled out on cost grounds and due to the difficulties presented by Covid-19 restrictions.

In addition, electronic copies of the posters were circulated to members of WALC and organisations the OPCC actively work with in the county to encourage their display on village noticeboards and other public and employee locations.



Figure 1: Images show 'Your Police, Your Views' posters on display in a supermarket window and on a leaflet display stand.

2.1.3 Social media promotion

Posts were placed on OPCC Twitter and Facebook accounts throughout the consultation and a promotional campaign was paid for on Twitter, encouraging people to complete the online survey.

It was not possible to use paid for promotions on Facebook this year due to changes in the rules on promoting social issues imposed by Facebook. Together with changes in the algorithms employed by Facebook, which reduce the organic reach of page postings, this

had a dramatic and negative impact on the usefulness of this channel for marketing purposes.

Nevertheless, postings were widely shared via Neighbourhood Watch groups, thanks to the assistance of co-ordinator Colin Cartwright, who ensured postings appeared on all NHW Facebook pages and also followed up with posts in areas which had received a low response rate.

The following results were achieved:

Facebook

Posts were placed at the beginning and towards the end of the consultation on the OPCC Facebook account, while efforts were made to direct message community pages and groups on Facebook, requesting that admins shared the content. This was limited by the restrictions Facebook places on pages interacting with groups and individual accounts, however we were successful in getting a total of 51 shares of the post to relevant pages.

Privacy settings mean we do not have a full listing of those pages/groups that shared the content, or the comments that may have been placed on these posts by users. However, the following pages or groups are known to have helped to publicise the consultation and we are grateful for their support:

- All Things Stretton
- Camp Hill Matters
- Nuneaton & Bedworth Communities
- North Warwickshire Borough Council
- North Warwickshire Neighbourhood Watch (achieving a further 19 shares)
- Water Orton Village
- Bulkington Neighbourhood Watch Alerts
- Bulkington Community Group
- Nuneaton & Bedworth Neighbourhood Watch
- Whitestone Community Forum
- Warwickshire Neighbourhood Watch
- Warwickshire Police (achieving a further 13 shares)
- Shipston Notice Board

Users who made their own postings rather than sharing the OPCC posts are unable to be captured in the analytics data, so it is likely that some forums contacted by the OPCC have also helped increase the reach of the consultation.

The OPCC Facebook postings, despite the inability to use paid promotions, still managed to reach nearly 19,000 Facebook users during the consultation period, achieving 135 click throughs to the online survey.

The Facebook campaign did particularly well in the north of the county, thanks to the shares above and also due to the OPCC Page having a bulk of subscribers in northern parts of the county – users in Nuneaton are most prevalent among those who like our page, followed by those in Leamington Spa, then Coventry (this will include areas on the fringe of the city but still in Warwickshire) and Rugby.

Statistics for the campaign launch post, which achieved the highest reach, are shown on the following page and are accurate to January 8, 2021.

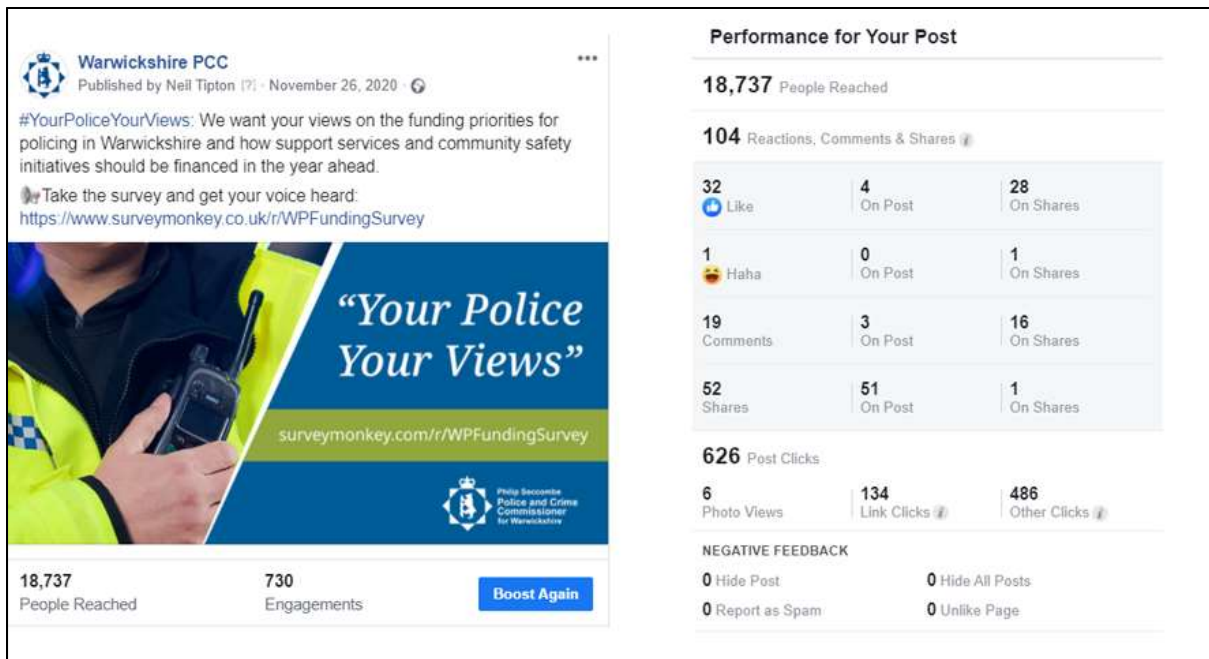


Figure 2: Image shows the Facebook posting promoting the consultation from November 26. Performance data for the post shows it reached 18,737 people, generating 104 reactions, comments and shares. There were 32 likes of the post (4 on the OPCC post, 28 on shares); 1 'Haha' reaction (on a shared post), 19 comments (3 on the OPCC post, 16 on shares) making a total of 52 shares (51 of the OPCC post, 1 of a shared post).

There were 626 post clicks, comprising 6 post views, 134 link clicks and 486 other clicks. There was no negative feedback (0 post hides, 0 hide all posts, 0 report as spam, 0 unlike page).

Twitter

Multiple Twitter posts were made signposting to the survey, alongside a programme of paid promotions, targeted at Twitter users identified as having profiles located in Warwickshire postcodes. The hashtag #YourPoliceYourViews was used during the campaign.

The paid promotions were undertaken in four tranches:

1. 26 November-2 December
2. 3 December-9 December

3. 17 December-23 December
4. 7 January-10 January

The paid promotions campaign in total delivered a total of 109,764 impressions (the total number of times a tweet was seen) at a cost of £1,495.09, generating 2,074 clicks through to the survey.

Organic tweets across the same period delivered total of 17440 impressions, generating a further 102 clicks through to the survey.

An example of the promoted Tweets from the campaign can be seen below.



Figure 3: Image shows a Tweet dated December 4, 2020, reading: #YourPoliceYourViews: Tell us about your priorities for policing in Warwickshire and how support services should be financed in the year ahead. Take our short survey and make sure your voice is heard: surveymonkey.com/r/WPFundingSurvey. The accompanying graphic shows a police officer's hand on a police radio, alongside the link to the survey and the "Your Police, Your Views" header.

Some key Twitter accounts in each district were also mentioned in Tweets and encouraged to help promote the survey.

An example of one of these Tweets is included in Figure 4.



Figure 4: Image of a Tweet dated November 30, 2020, reading: Help us get the news out that we want to hear people's views of policing across Nuneaton & Bedworth. Take our short survey today: surveymonkey.com/r/WPFundingSurvey. #YourPoliceYourViews. The tweet tags the Twitter accounts of Nuneaton & Bedworth Council, NBBC Town Centres, Nuneaton & Bedworth Neighbourhood Watch, Nuneaton Hour, Nuneaton WCAVA and Nuneaton Updates. The accompanying graphic shows a police officer's hand on a police radio, alongside the link to the survey and the "Your Police, Your Views" header.

2.1.3 Partner promotion

A letter explaining the launch of the consultation and encouraging participation and help in promoting the survey was shared with the Police and Crime Panel and heads of communication at County, District and Borough local authorities and other partners, including NHS and Public Health.

A similar circulation was made via WALC (Warwickshire & West Midlands Association of Local Councils) at parish and town council levels, as part of the invitation to the focus group.

OPCC grant funded organisations and commissioned services were also written to and encourage to publicise the consultation with their staff and service users as appropriate.

A link to poster materials, sample newsletter and website copy and social media artwork were provided via a download link which was circulated to all these groups.

2.1.4 Internal promotion

Internal messages encouraging staff to participate in the consultation were circulated on the intranet and from the Chief Constable at the launch of the consultation.

A number of the force social media accounts re-posted the OPCC's tweets/posts.

2.1.5 Commissioner's Monthly Newsletter

The consultation was featured in the December issue of the PCC's monthly newsletter.

This is received by 710 subscribers, many of whom are parish councils with multiple readerships. It was opened 1,145 times and resulted in 30 direct clicks through to the consultation survey.

2.2 Consultation Part 2 (January 2021)

The second part of the consultation was launched on 22 January, when the Commissioner's draft budget and precept proposals were published for the first time. A simple online survey, organised through Survey Monkey, asked for the public's direct feedback on the proposals. Supporting information explained the key deliverables from the budget, as well as providing links to the full draft budget report and the Commissioner's statement.

The launch of the second phase was supported by a short promotional campaign on the OPCC website and social media channels. This included an infographic explaining the expected benefits of the budget, as well as highlighting the previous investments that it would be helping to protect (see Figure 5).

A media release was circulated to all local media contacts and further direct emails highlighting the survey were sent to all those who provided email details during part one of the consultation, as well as to those who had taken part in the various focus groups.

A short paid Twitter advertising campaign was also run to promote the social media content. This had reached 72,814 users, targeted by Warwickshire postcodes by the time the campaign ended on January 27. The posts promoted links to both the Commissioner's statements (which in turn linked to the survey) and directly to the survey itself. The posts achieved 543 and 527 clicks through to the respective links.

The short time frame of the second phase of the consultation (due to the necessity to produce a final budget for the Police and Crime Panel meeting on February 1) precluded more extensive promotional activity.



Figure 5: The infographic which supported part two of the consultation. It describes how the 2021/22 budget will deliver more police officers (41 extra recruited); additional Special Constables; strengthened vulnerability teams; a new control room and supporting information technology; improved forensic services through a new collaboration; strengthened crime investigation, with more warranted officers to enhance capability; extra financial support to increase the number of Independent Sexual Violence Advisors plus the protection of previous investments in expanded patrol policing, rural crime teams and Safer Neighbourhood Teams.

3.0 Consultation results in detail

3.1 Summary of part one feedback

3.1.1 Online survey

The online consultation achieved a total of 1,588 responses from people who live or work in Warwickshire. Of those, a total of 968 completed all of the non-mandatory questions. Completion figures for each questions are included at Appendix A.

In terms of population split, the survey saw improved numbers of respondents from Rugby borough compared to previous years, though there were slight declines from Nuneaton & Bedworth and North Warwickshire (though in the case of North Warwickshire, results are still consistent with the population share of the county). Figures for Warwick and Stratford-on-Avon districts remained consistent with previous years.

A spread of responses was achieved across the age groups, with greater numbers of responses as age categories increased. Increased numbers of young people took part this year but it remains the case that the higher the age range, the more responses are received. This may be reflective of the better rates of engagement we tend to get with older residents and the traditional difficulties in reaching and engaging younger adults, many of whom may not be council tax payers in their own right and therefore perceive they have less imperative to voice and opinion.

The majority (95%) of respondents were council tax payers, while there were a small number who stated they were under 18 or exempt from paying.

Genders were split fairly equally: 51% male 51%, female 48% plus a small number who self-identified.

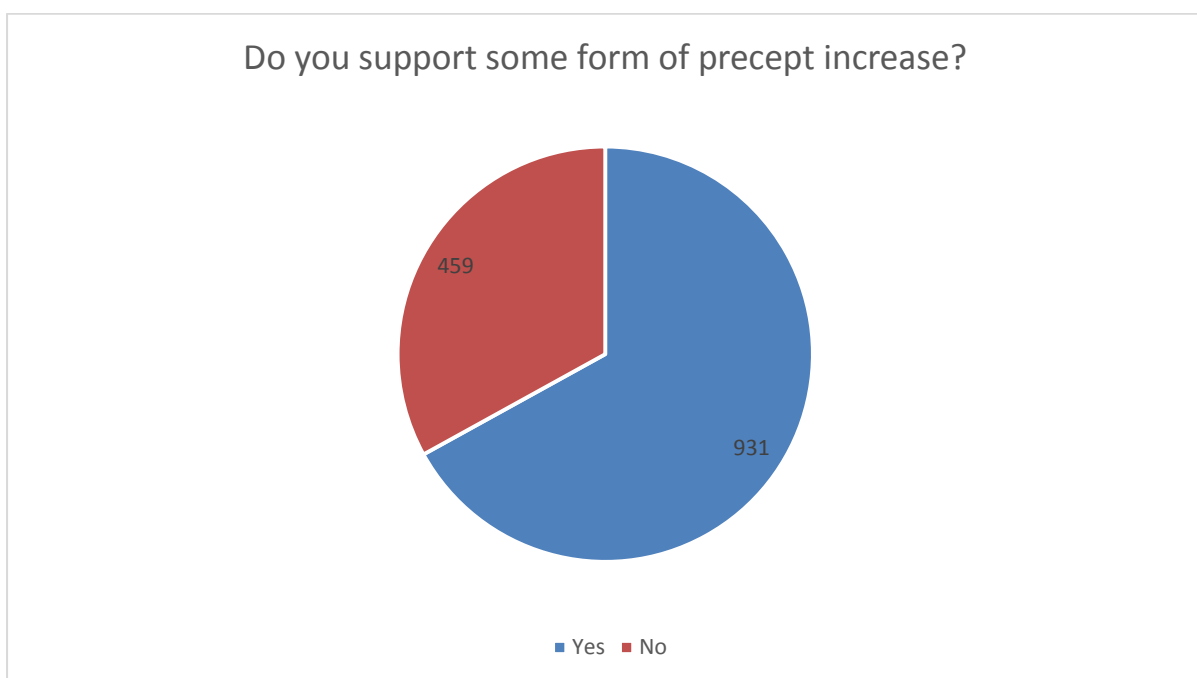
In terms of key priorities for policing, two questions were asked. The first asked respondents to select a maximum of three areas they felt policing needed greater investment. The second related to national policing priorities, again asking for respondents to pick the most important to them, up to a maximum of three.

The top scoring local priorities were investigating crime and bringing people to justice (69.3%); preventing crime (49.97%) and protecting vulnerable people (32.28%), closely followed by investment in policing of rural areas (31.30%). The lowest supported priority was preparing for a national emergency or terrorism (8.88%), which may reflect people's perceptions about levels of funding already allocated to this or the likelihood of such events occurring in their neighbourhood, rather than any lack of enthusiasm for this policing activity.

The most pressing national policing priorities remained reducing neighbourhood crime, including burglary, robbery, vehicle theft, personal theft (85.40%); disrupting drug supply (67.88%); and reducing serious violence, including knife and gun crime (49.30%).

On the key question around willingness to pay more to protect frontline policing, the split is closer than in previous years. Initially 55.96% were prepared to pay more, while 44.03% said they were not. It should be noted that in all but one area of the county more people said they would be prepared to pay more than would not. The exception is Nuneaton & Bedworth, where the split is almost 50:50.

The overall margin in support of an increase broadens when those who say no are pressed through an additional question, which asked if they would be prepared to tolerate reduced policing services as a result. This gave the no's a chance to change their minds and support an increase. When these answers are taken into account, this suggests that the true balance between those respondents to the online survey who would accept increased funding is 67.0% in favour and 33% who oppose any raise.



Answer	Number of responses	Percentage
Yes – supports increase	931	67.0%
No – opposes increase	459	33.0%

Given the relatively small numbers of non-council tax payers responding to the survey, the data has been presented from all responses as there is no significant statistical difference in the results.

The survey asked additional questions which allows the data to be interrogated to determine if there is any difference between the viewpoints of the general public and those working or volunteering within policing.

It is perhaps no surprise that police employees are more supportive of a precept increase (68.64%) than the public (53.88%) in the initial questioning. When those who change their

minds to prevent a reduction in service are factored in, the split ends up as 75% in favour of some form of increase from police employees and 65% from the general public. However, with much larger numbers of the general public responding to the survey, it means that the data for all responses is not greatly skewed by these differences.

Overall, the balance between those who have some form of policing connection and those who do not lies with around a two-thirds/one third split in favour of some form of an increase.

Of those who indicated they supported a raise in the precept, the most popular option was for a moderate increase of up to £10 on a Band D bill (49.39% support). A larger increase of up to £15 on a Band D was the next most popular with 29.45% of respondents choosing this option. A small increase of up to £5 on a Band D property was chosen by 24.16% of the respondents.

This year, the survey included a question on the affordability of a precept increase for the first time. This asked all respondents (whether or not they indicated they favoured an increase or not) to state what level of increase they would feel was affordable to them, from a range of options, which included that any raise would be unaffordable.

A majority of respondents (75.32%) felt that some form of increase was affordable to them, with the most supported option being an increase of between £10-£15 on a Band D bill (39.46%). A further 23.72% felt a moderate increase of between £5 and £10 would be affordable, while 12.2% felt only a small increase of less than £5 would be affordable.

Significantly, just under a fifth of all respondents (18.8%) indicated that any form of precept raise would be unaffordable for them. Small numbers of respondents indicated they were unsure or stated they did not pay Council Tax.

In terms of areas that should be prioritised in the event of a budget shortfall, the results were divided into two categories, with six areas commanding much larger levels of support than others. These are (in order of priority):

1. Investing in the capability to respond to emergency incidents (i.e. 999 calls)
2. Investing in the capability to detect serious crimes
3. Investing in neighbourhood policing
4. Maintaining officer numbers to protect visible policing
5. Investing in technology to allow frontline policing to respond more efficiently and effectively
6. Investing in the capability to respond to non-emergency incidents

In terms of priorities for grants and commissioned services, there were three clear winners. In order of priority they are:

1. A recovery service should be available for children who have suffered exploitation and sexual abuse.
2. Specialist support should be available for victims of sexual abuse and violence
3. Specialist support should be available for victims of domestic abuse.

It should be noticed that 'Small grants should be available to support projects which help prevent or reduce crime or improve community safety' was best of the rest, with least support for providing Covid-19 relief funding.

On the question of whether grant funding should increase, decrease or be prioritised, the response was fairly mixed, though the highest response was for prioritising commissioned services and grants for the vulnerable, while reducing the overall grants pot to give more to frontline policing (27.74%). Another 25.93% felt that grants should be reduced overall to give more to frontline policing but 24.81% felt that grant funding should be increased and 21.52% felt it should stay the same.

The online survey also included two questions which allowed people to state what they thought Warwickshire Police did well and what could be improved. These gathered a very large response (more than 1,000 comments each) so cannot be comprehensively summarised in the time available to compile this report, however key themes do emerge.

In terms of what Warwickshire Police does well, there was a consistent theme that communication with the public was strong, particularly in terms of proactive use of social media. Officer and staff also received praise for a 'human' approach to policing, including the approach taken towards the Covid-19 lockdown periods. There were also quite a number of posts expressing that the force made good use of relatively limited resources. Praise was also given to improvements in visibility, though was often specific to a particular area. The more proactive roads and rural policing activities also drew comment.

This feedback is tempered by the responses to Q10 on what Warwickshire Police does less well. Visibility was again a theme here, with many suggesting that they had not seen police activity in their area, again suggesting that the perception of police visibility is very location-specific. Additional patrolling in town centres was a common request. Concern was also raised about the Evolve 2 programme of police staff redundancies, with the suggestion that this would impact on the visibility of police officers.

Certain crime types were repeatedly mentioned as a concern, including car theft and burglary, while more policing activity was requested by many to tackle cyber crime, knife crime and drugs offences. Response times were cited as an issue, while it was suggested the police do not do enough to proactively deter crime.

A final free-text question gave all respondents the opportunity to offer further comment. A total of 468 comments were recorded. Many expressed similar sentiments to questions 9 and 10, though there were some additional key themes identified:

- The current financial hardships being experienced by many due to the Covid-19 pandemic meant it would be inappropriate to raise taxes.
- Support services, while vital, should be funded from other sources and they should not be direct police priorities.
- Central government should fund any increases needed for police services through general taxation, not from additional demands on local taxpayers.

There was also a number of comments which suggested that Council Tax itself needed reforming, so that more could be done to redistribute funding between agencies, with police getting additional resourcing through an enhanced share of the overall total, rather than an increased police precept.

As with previous surveys, there were also a number of comments expressing opposition to the role of Police and Crime Commissioners themselves, while others related to personal opinions of particular interactions with policing/expressed anti-police views.

A detailed report of responses for each question is included at Appendix A.

A breakdown of responses by district/borough is included at Appendix B.

A breakdown of comparing responses from those working or volunteering within policing to those given by the general public is included at Appendix C.

3.1.2 Focus group responses

The third and voluntary Sector and PCC-funded organisations

A Microsoft Teams meeting was held in December 2020 for third and voluntary sector organisations, including those funded through PCC grants or commissioned services. The aim was to hear from those who have benefitted from PCC funding previously and also to gather views from organisations working with vulnerable communities, who may be beyond the reach of other forms of surveying.

Representatives from a total of nine organisations and a Community Safety Partnership were in attendance:

- Hill Street Centre
- Parenting Project
- South Warwickshire Community Safety Partnership
- Change, Grow, Live
- Sycamore Counselling Services
- Community Speed Watch
- Barnardo's
- Warwickshire CAVA
- British Horse Society

- Stratford Street Pastors

The group therefore represented organisations working with children and young people, including those at risk of sexual abuse and exploitation; domestic abuse victims; people with substance misuse issues; and a range of others across a wide socio-economic background.

An explanation of the current budgetary position and the key questions for consideration was given by the Police and Crime Commissioner:

- What are the key policing priorities of your service users?
- What do Warwickshire Police do well, what could they improve?
- How important is grant funding to the work you do?
- Should funding be prioritised for the most vulnerable or there other priorities that should be considered?

Key priorities for policing were considered to be:

- County lines and drugs gangs as this is what is driving a lot of the uptake of drug use. Although service users want to get out of their substance misusing, they find themselves stuck in the cycle.
- Domestic abuse
- Road safety
- Support services for young people, particularly those at risk of child sexual exploitation, as well as diversionary activities, as the lack of these is driving anti-social behaviour.

Outside of policing, mental health provision was also felt to be lacking overall and of universal importance to service users, with poor availability of support for teenage children in particular. Lockdown has exposed difficulties within the family which have only increased the need for this provision.

It was felt that Warwickshire Police worked effectively with partners and service providers, particularly with regards to domestic abuse and CSE. However, a view was expressed that with regarding to speeding enforcement, more support from the force would be helpful, for example, having local officers to support Community Speed Watch activity on a more regular basis. Communication and access to training for volunteers could also be improved by Warwickshire Police.

Grant funding was felt to be of critical importance to the service providers present and a hugely valued resource. In some case, the PCC was fully funding an activity stream which would be difficult to continue as it was unclear where other alternative sources of funds would be found if PCC grants were withdrawn. Others, particularly those working in the domestic abuse arena, stated that demand for services had increased exponentially. The overall funding landscape was felt to have deteriorated since the onset of the pandemic.

There was universal support for funding being prioritised for the most vulnerable, though the definition of who was vulnerable needed to be understood fully, as services aimed at perpetrators would be of most benefit to their vulnerable victims, even if the offender was not themselves deemed vulnerable.

On the question of affordability for service users, there were some differences in feedback. Service users come from a wide range of backgrounds, with some paying council tax, others not. Some are affluent and some are homeless. Any decision to increase the police precept needed to be considered alongside the likely tax raises by other precepting authorities. Although £1 a month doesn't sound a lot, to someone who is struggling to afford food and clothing, it can be a large amount. For more affluent members of society, the maximum precept raise was not felt to be substantial.

Nevertheless, it was felt that policing and support services needed to be properly funded and it was often those at the bottom of society who most needed the services those resources would provide and so it was felt that a raise could be justifiable on those terms alone.

Young people

Two focus groups sessions were held online for young people, held via Zoom or Microsoft Teams in December 2020 and January 2021.

The first session involved the Warwickshire Police Cadets and included current members of the cohort as well as a small number of prospective members.

Those present were asked to consider a number of the key questions from the survey, having heard a presentation from the Commissioner which gave an overview of the force's current position.

It was commented that Warwickshire Police are good with mental health initiatives and have been doing a lot of this working with people and communities. It was felt this should continue to prevent people falling into crime.

However, it was felt more needed to be done to improve engagement with the youth community, to help them understand the work of the police as, prior to becoming a cadet, the respondent felt they had little information. Consideration should be given to using a wider variety of social media, as younger people tended not to use Facebook or Twitter. Instagram, TikTok and greater use of YouTube were all mentioned as possible alternatives.

There was a consensus that it was important to prioritise funding used to keep young people safe, as well as for mental health issues. It was felt that mental health is very often linked to crime and if this was better addressed it could reduce the pressure on police and the prison service. This was felt to be true for young people and adults alike.

Covid-19 has been challenging, leaving many struggling with coping and dealing with the restrictions. It was suggested the PCC should work closely with psychologists to look how people are influenced into committing crime.

A second online focus group was held with members of Warwickshire County Council's Youth Council. The Police and Crime Commissioner was invited to speak during the Council's January meeting, which saw participation from around 30 young people. There was unfortunately only limited time for discussions due to other agenda items, however questions were taken regarding the police service's general reaction to Black Lives Matters, with the PCC giving an explanation of the impacts in Warwickshire and also the importance of achieving a representative workforce. Concern was also raised about the impact of knife crime on young people, following recent stabbing incidents in both Warwickshire and elsewhere.

As time was limited, the Youth Council members were invited to contact the OPCC with any other questions in relation to policing or observations pertinent to the key questions on priorities and funding. However, no further correspondence was received.

The OPCC also asked, through the County Council, if Youth Workers across the county could have discussions with the young people they worked with to gauge some general opinions which would help inform the consultation. This was necessarily hampered by the lockdown restrictions and the limited contact youth workers are now able to have with young people but is something we hope to explore and develop further in future years.

Independent Advisory Groups and Independent Custody Visitors

An online session via Microsoft Teams (with an audio dial in facility) was arranged in December 2020 for members of Warwickshire Police's Independent Advisory Groups and also for the Independent Custody Visitors Scheme. The opportunity was extended to all members of both groups.

A total of six members joined the Commissioner for the evening meeting, split equally between IAG and ICV membership. IAG members included those with particular interest in disability, equality and diversity and faith groups.

Questions were raised about the costs of pensions and the impact on budgets, with the observation that the amount was lower than might have been expected. Other questions related to the expenditure that would be required to ensure a fit-for-purpose IT system for Warwickshire Police and whether Leek Wootton was to remain a part of the police estate.

Community engagement by the police and the PCC's office was also raised, with a suggestion that more can be done by both to communicate with key networks in communities. Another key concern included whether the force did enough to deny criminals the use of the roads through more active roads policing.

Building trust with Black and Ethnic Minority communities was also raised as a priority, both in terms of encouraging greater representation within force, particularly among police officers, and also when communities report their concerns to the police.

A further priority identified for continued investment included support for victims of domestic abuse, particularly around awareness of how to report incidents.

Parish and town councils

A question and answer session was organised for lower tier local authorities (town and parish councils) across Warwickshire, with the assistance of the Warwickshire and West Midlands Association of Local Councils. The event was promoted through the WALC website and newsletter, as well as via social media.

In attendance were representatives from:

Stratford-on-Avon district

- Little Welford
- Quinton
- Wootton Wawen
- Wellesbourne & Walton
- Luddington
- Aston Cantlow
- Wilmcote
- Tysoe
- Studley
- Tanworth-in-Arden
- Stockton
- Southam
- Ufton
- Shipston
- Bishops Itchington

Warwick District

- Leek Wootton and Guy's Cliffe
- Rowington
- Barford, Sherbourne and Wasperton
- Royal Leamington Spa
- Radford Semele

Rugby Borough

- Brinklow
- Newton and Biggin
- Stretton-on-Dunsmore
- Wolston

- Princethorpe

North Warwickshire District

- Curdworth
- Shuttington
- Hartshill
- Shustoke

In total, this group represents a total of 106,632 residents (according to 2011 Census figures).

Note: Nuneaton & Bedworth does not have any lower tier authorities.

An explanation of the current financial position was given by the PCC, as well as the key challenges in setting the budget, before the floor was opened up to questioning.

There was a wide range of feedback, which included discussion of particular local issues.

However, the key points pertinent to the budget consultation were:

- Visibility of policing was raised, with feedback that residents want more of a police presence in villages. Parishes would appreciate greater stability within Safer Neighbourhood Teams and greater involvement with them. There was positive feedback from those parishes which had made efforts to directly engage with their local officers.
- Police Community Support Officers were a valuable local resource.
- Local residents inevitably have essentially parochial issues as priorities (visibility of policing etc.) but there is a wider context that the force needs to consider; major crime, cyber crime being two examples given, which residents often don't see.
- The police have become unfamiliar entities to residents, especially for those low level crimes, so people don't necessarily know what to do in those circumstances to pass on information or how to contact. People are also finding that the reception they are getting when they ring through to the force is not consistent with what the SNTs are encouraging them to do, i.e. they are told to report and pass on intelligence and when they do they are informed that there is nothing that can be done.
- In terms of an increased precept, it will be important for the public to understand what they are getting to justify their additional input, i.e. better visibility, more effective policing etc.

Gypsy, Roma and Traveller communities

In order to ensure engagement with the Gypsy, Roma and Traveller (GRT) community, the force's GRT Liaison Officer was asked to make contact with key community leaders across each of the districts which had permanent traveller sites (Warwick being the only area without a site).

Surveys were completed during visits to sites undertaken during December by the GRT officer in accordance with Tier 3 requirements at that time. Respondents were asked their views on behalf of their whole local community and it is estimated that these responses represent around 100 residents.

The same questions as the main online survey were asked of the respondents, the only exception being that for Q15, where only the three most important priorities for spending prioritisation were asked for.

In terms of local policing priorities which need greater investment, protecting vulnerable people and policing in rural areas were the most important, followed by preventing crime.

For national policing priorities, disrupting drug supply was selected by all respondents, while improving satisfaction of victims and reducing serious violence were the next most favoured responses. Half also felt reducing neighbourhood crime was an important priority.

There was praise for the way Warwickshire Police interacted with GRT communities through the liaison officer, while the way in which serious incidents against members of the community and the support given to domestic abuse support were also praised. Warwickshire Police could improve their visibility with more foot patrols, including within GRT sites and faster response to emergency incidents.

All respondents indicated their communities would support an increase in the police precept in order to make up for any budget shortfall that may arise, with 75 percent favouring a small increase and the remainder a moderate increase. However, when pressed about the affordability of a precept increase, half said a moderate increase was affordable and half said a larger increase was affordable.

On spending priorities, all respondents felt investment in services to protect the vulnerable was the most important, with a strong support also for maintaining officer numbers and investing in neighbourhood policing, alongside 999 and 101 response capabilities.

There was agreement for each of the statements about grants and commissioned services, with the exception of the use of surpluses from the provision of driver offending retraining schemes and for provision of Covid-19 emergency funding.

Finally, in terms of the amount of grants made available, there was unanimous support for giving priority to grants targeted at supporting vulnerable people and commissioned services, to allow increased funding to go to frontline policing.

Members of Parliament

A Microsoft Teams meeting was held on January 15 for the five Warwickshire members of parliament. All were in attendance, with the exception of Nadhim Zahawi MP, who was unable to attend due to his governmental work on the Covid-19 vaccine, but his office was represented on the call.

The session saw the Commissioner and Chief Finance Officer give an overview of the financial picture as it affects the budget setting process and invited comments and observations throughout.

Key questions raised during the session included:

- The impact of the pandemic on income for the force i.e., contractor vetting, NDORS funding, mutual aid etc.
- The impact of HS2 on policing and associated costs within Warwickshire
- The costs of separation from the alliance with West Mercia and the subsequent financial settlement received
- Whether targets for recruiting Special Constables was achievable.

Concerns were also raised in relation to the Evolve 2 programme and the loss of experience that may result from the transfer of posts from police staff to police officers, particularly in relation to domestic abuse.

A number of priorities were identified as priorities for continued/increased investment. These were:

- Cyber crime
- Rural crime – with a welcoming of the investment in the Rural Crime Team and the suggestion that this needed sustained support
- Ensuring the stability of Safer Neighbourhood Teams
- Tackling county lines and knife crime, particularly in the urban areas
- Tackling other forms of serious organised crime, for example the recent incidents of car key burglary
- Partnership working to solve issues around Gypsy, Roma and Traveller encampments.

Police workforce associations

A Microsoft teams meeting was held on January 14 for representatives of the police workforce. Taking part were the Warwickshire Police branch of the Police Federation, Superintendents' Association and Unison.

The Police Federation noted the context of the budget setting in relation to the exit of the alliance with West Mercia, stating that the settlement agreement was a good deal, without which the force would be in a very different and very difficult financial situation.

The Police Federation representative stated that it was supportive of the maximum precept raise. While the easy option would be to go for a precept freeze during an election year, it would not be in the best interests of the force or public it serves. It was also felt important to highlight the current energy of the force to rebuild but also to state that, while the public

think of the front line as officers on the street, it is important to stress that *all* roles, including police staff, are these days contributing to the protection of the public.

The Police Superintendents' Association representative raised a concern about the loss of experience that would be caused through the transfer of some police staff roles to police officers during the Evolve 2 programme. While understanding and supportive of the rationale behind the decision, it is not without risk. It was also felt to be disappointing that the government settlement for policing had not been more generous.

The Unison representatives stated their opposition to the Evolve 2 redundancies, particularly given that other changes which might increase numbers of police staff posts elsewhere in the organisation would not overlap and thus would be denied to members of staff currently being made redundant. It was also felt that the public do not understand the distinction between police officers and police staff and that the Uplift programme was therefore misleading. It was felt the public would be aggrieved at being asked to spend extra on policing in these circumstances. Unison further suggested that any precept rise should not be spent on a further increase on police numbers but instead used to bolster the support available to the existing frontline resources.

In response, the Commissioner explained that, while the Evolve 2 programme was an operational decision by the force, he had held the Chief Constable to account on the rationale and was supportive of the decision making behind it. While it was not a change made on financial grounds but in order to improve the delivery of policing overall, the current financial pressures did mean that the changes were accelerated more quickly than would otherwise had been the case, which was difficult on the individuals affected.

There was also discussion of the various sources of income to the force, including Section 106 agreements and the need to explore the use of these creatively to maximise their impact on budgeting. An example given was that equipment or vehicles bought for a specific Safer Neighbourhood Team through s.106 funding could allow the release of equipment it was replacing to be used elsewhere.

Further comments included the need to ensure budgeting in future years for the ESN radio replacement programme as well as pensions provision, while it was also highlighted that crime could be expected to increase from current levels following the end of the pandemic.

Upper and middle tier local authorities

A Microsoft Teams meeting was held on January 18 for Leaders, Chief Executives and Chief Finance officers from Warwickshire County Council and the five district/borough councils, or their nominated representatives. In total, there were 16 representatives on the call – the only authority not represented was Warwick District Council.

There were contrasting views expressed on the funding and priority given to rural crime and the meeting featured quite a lengthy discussion on rural crime and the increased resourcing

it has received. The Leader of Nuneaton & Bedworth Borough Council felt that local residents regarded this as an example of rural areas getting resources at the detriment of urban areas; however representatives of North Warwickshire and Stratford expressed the view that rural crime was significant and the addition of the Rural Crime Team and extra focus on rural crime was welcomed by their residents, who felt that historically it was urban areas that had the bulk of resources.

There were also contrasting opinions as whether the south of the county benefited from greater resources than the north: those in the north felt the south benefitted more in relation to rural crime resources, with those in the south putting forward the opposite viewpoint. The Commissioner reflected that it was often a difficult balance when resources were finite but that rural crime was an area that he felt was under-financed when he came into post, hence the subsequent decision to boost resources.

The decision to end the funding of the Rural Crime Advisor posts in South Warwickshire in 12 months' time was also raised as a concern. The Commissioner explained that he was supportive of the work the advisors do but, in a time of budget pressures, it was necessary to look at where resources could best be used and whether a more county-wide resource was needed, there being no similar provision in the north of the county since the post was absorbed into the Rural Crime Team co-ordinator role. Further consultation would take place to determine how the work of the advisors could continue within a new structure.

The Leader of Nuneaton & Bedworth Borough Council said that it was very regrettable that the government was expecting Police and Crime Commissioners to raise the precept by the maximum amount to secure additional funding for policing, at a time when residents were being furloughed or facing unemployment. With local government in a similar position with regards to setting precepts, it was suggested that Council Tax bills may increase much more substantially this year and that this should be borne in mind when setting the Police Precept level.

Viewpoints were also expressed that further savings should be being sought from the estates budgets, while a view was put forward that the restructuring of the force following the end of the alliance with West Mercia afforded an opportunity to focus on local priorities. Often it was issues such as anti-social behaviour and parking which had the most impact on residents' lives.

The business community

A Microsoft Teams meeting was held on January 19 for representatives of the business community, namely:

- Rugby First (Business Improvement District)
- Stratford (Business Improvement District)
- Coventry and Warwickshire Chamber of Commerce
- Federation of Small Businesses

- National Farmers Union

Also represented in the meeting was Warwickshire County Council's Economy and Skills Service, while Business Crime Advisor Bogdan Fironda (PCC Funded role) joined to support the Commissioner in his presentation.

Questions were answered during the general discussion around the Evolve 2 programme and which departments were affected, as well as the impact of Covid-19 on businesses, particularly in relation to cyber crime. A question was also raised about planned recruitment of additional Special Constables and where they may be deployed.

Stratford praised the detail of the briefing on the budgetary process and noted by way of context that, were the Commissioner to increase the Police Precept by the maximum amount, the weekly increase of 29p felt like good value. It was also noted that the increase in rural policing had brought benefits to the urban environment too, given that Stratford town centre is surrounded by rural areas and this did not therefore leave gaps for criminals to operate in and seek to exploit. It was also noted that Warwickshire Police had been there for the business community as and when needed throughout the Covid-19 pandemic.

The NFU representative similarly praised the additional service provided by the Rural Crime Team and noticed its growth during the current year. On the whole it was felt that the NFU's members would agree to an increase in the precept, as long as there was no drop off in service.

The Federation of Small Businesses similarly said that the briefing had shown that the process would lead to a well-balanced budget and that its members would be supportive of an increase in the precept to support continued policing services.

There were no further comments raised (not all attendees were able to commit to the whole consultation session).

3.1.3 Social media and written feedback

There was a limited amount of feedback received via social media or other forms of direct communication (email, letter etc).

Themes of the comments included a need to focus on burglary, car key thefts and car-jacking offences by organised crime groups, as well as drug dealing offences. It was also felt that police visibility could be improved through increased foot patrolling, rather than a reliance on vehicle patrols.

3.2 Summary of part two feedback

Part two of the consultation commenced with the publication of the draft budget and precept proposals on January 22 and ran until January 27 (five days). This asked for direct feedback on the Commissioner's financial proposals, with responses again collated online.

In addition, all those who had provided contact details during phase one of the consultation were emailed a copy of the budget report and provided with a link to be able to submit feedback.

The deadline for submitting responses was necessarily short, in order to provide time for the Commissioner to consider them prior to the Police and Crime Panel Budget Meeting on February 1.

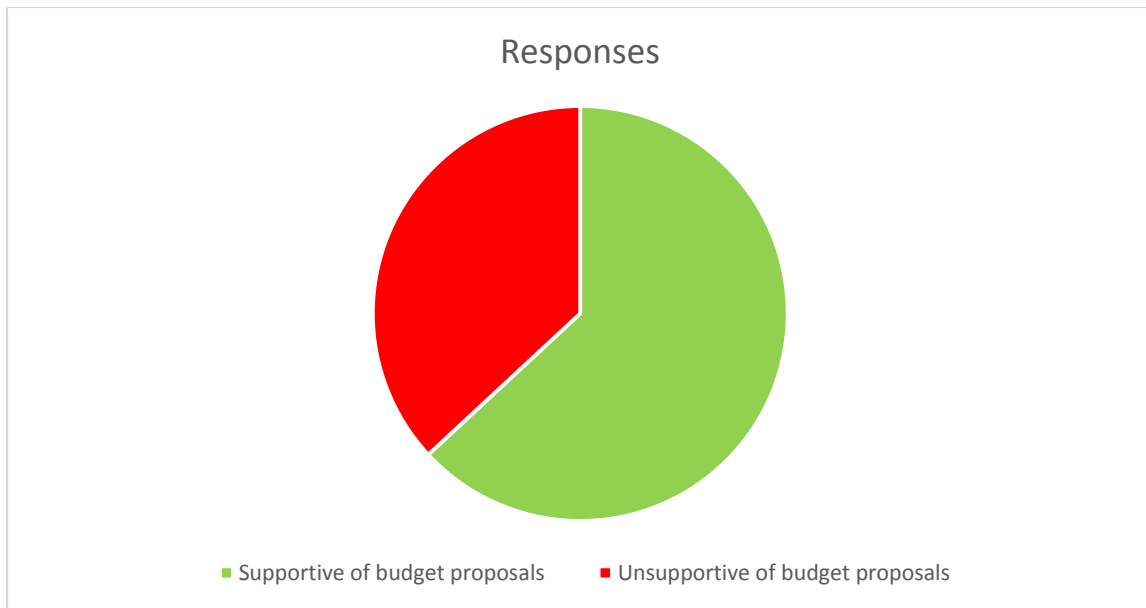
As of the close of the survey at 5pm on January 27, a total of 174 responses had been received.

The responses can be categorised as follows:

- 94 made comments which were supportive of the proposed budget
- 55 made comments which were unsupportive of the proposed budget
- 18 made mixed comments which indicated neither support nor opposition to the proposed budget
- 7 made comments on other matters beyond the scope of the consultation.

Many of the mixed comments were raising questions about details within the budget without offering a definitive view, though some also related to other matters or were suggestions about Council Tax funding that were beyond the remit of the Commissioner to enact (i.e. redistribute funds from councils to the police rather than enact a precept raise).

When removing the responses which were unclear or raised other issues from the total, the final balance is shown below:



Response	Number of responses	Percentage
Supportive of budget proposals	94	63.1%
Unsupportive of budget proposals	55	36.9%

We are grateful for everyone who took the time to respond to all parts of the consultation.

4.0 Conclusions

The 2021/22 budget consultation was the most comprehensive attempted by the OPCC to date, with an extended time period to gather more detailed responses and a necessarily shorter period for final feedback once the draft budget documentation had been published.

It was always appreciated that constraints beyond the OPCC's control would affect the ability to provide a detailed budget plan for consideration until the middle of January, while the Covid-19 pandemic and the various national lockdowns experienced throughout the consultation period threw in different challenges to effective consultation, largely limiting collection methods to being online.

By extending the time period of the first phase of consultation and using question which probed people's attitudes to funding and policing priorities in general, rather than as a response to a specific budget proposal, the OPCC was able to provide the Commissioner with feedback which could help to inform more fully the decision making which went into the final formulation of the budget.

An extensive publicity and marketing campaign was conducted, both online and offline, though this did not result in overall increases in response rate to the online polls seen in previous years, despite the good reach for the marketing campaign. However, it was anticipated this might be the case during the pandemic (and anecdotal evidence suggests other Police and Crime Commissioners have experienced similar difficulties) so the quantitative data provided by the two online surveys was bolstered by qualitative data gathered through focus group-style discussions.

The focus groups and other methods allowed the OPCC to extend feedback to the representatives of well over 100,000 people in Warwickshire, including from groups that are seldom heard, and across a wide variety of age groups and backgrounds. These included young people and those working with them, agencies working with vulnerable people, those in the criminal justice system or people with substance misuse issues and with a wide range of victims groups.

Local representation was also improved, with representative responses from all parts of the county, including those from the Gypsy, Roma and Traveller community. The business community was also consulted, as we were elected members from across the county.

Taken together, the responses of parts one and two of the consultation do indicate that there remains a public appetite for ensuring policing is resourced to levels which will allow the expansion, rather than contraction of services, albeit with an understanding that the public wants to see the clear benefits of this additional funding in their own local areas (be that urban or rural). However, the level of this support has declined slightly compared to previous years to around two thirds of all respondents in the online surveys. In previous years support for an increase was closer to three quarters of all respondents.

The consultation acknowledges the difficulties an increase in precept will present to some members of the community, particularly during the pandemic and current period of uncertainty. For the first time, a question about affordability was asked, which revealed that, while the majority felt some form of increase would be affordable (and the largest response came from those saying they could afford the largest increase), nearly a fifth of all respondents stated that any raise would be unaffordable.

While the second part of the consultation was only able to be carried out over a five day period, it was done so with the benefit of the full draft budget proposals being available for scrutiny. While response rates were inevitably lower than part one, the results were very similar to the earlier part of the consultation, with around two-thirds supporting the budget proposal and a third against.

Inevitably, during any budget setting process, the Commissioner must make a judgement call on the balance of need vs the affordability of an increase when setting the precept level. In that context, the consultation has provided a strong evidence base on which to make that decision, prior to presenting the draft budget to the Police and Crime Panel.

Appendix A: Phase one online consultation results

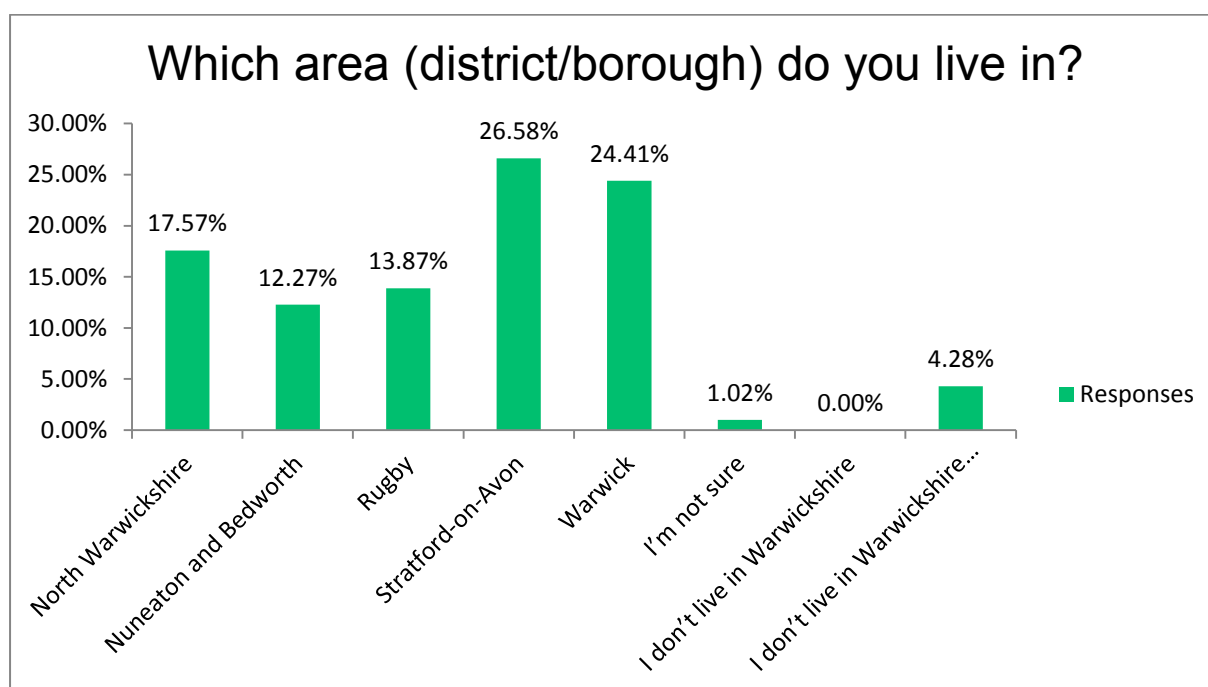
The consultation achieved a total of 1,588 responses from people who live or work in Warwickshire. Those who stated they did not live or work in Warwickshire have been excluded from these results, but a small handful of respondents (16) who were unsure have been included for completeness.

Of those 1,588 respondents, a total of 968 completed all of the non-mandatory questions. Some questions were only shown to respondents who answered a preceding question in a specific way, so will necessarily have lower response numbers.

Question response data

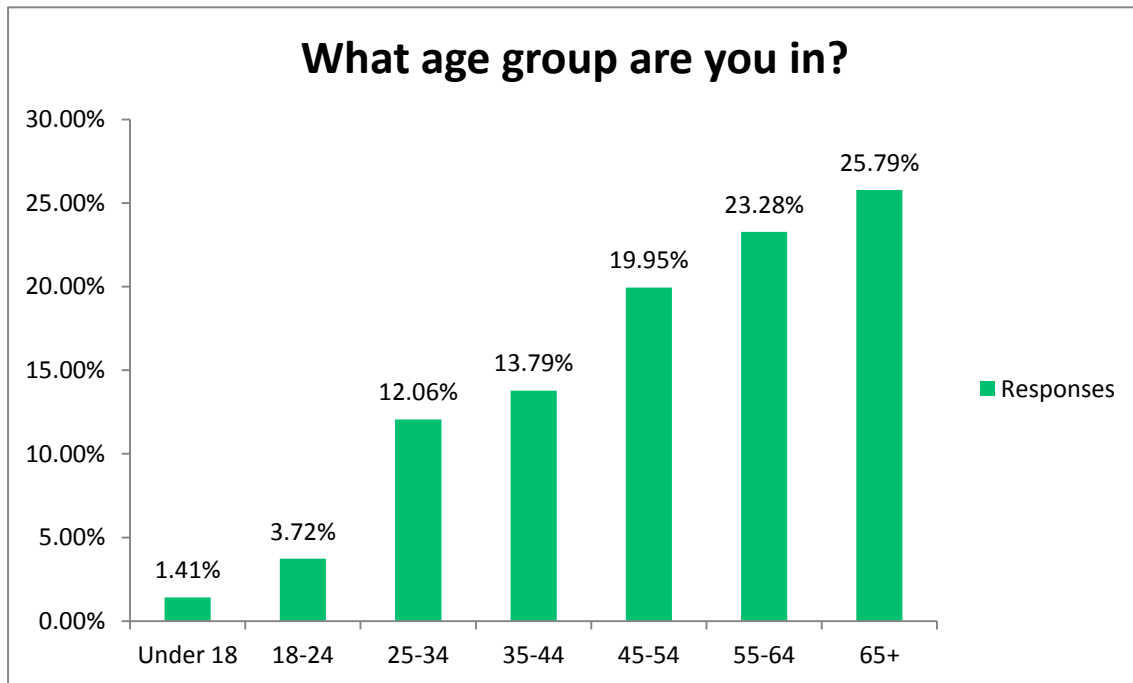
Question one related to agreement with the OPCC Privacy notice and was mandatory, so has been excluded from this report, as it required 100% acceptance.

Q2: What district/borough do you live in?



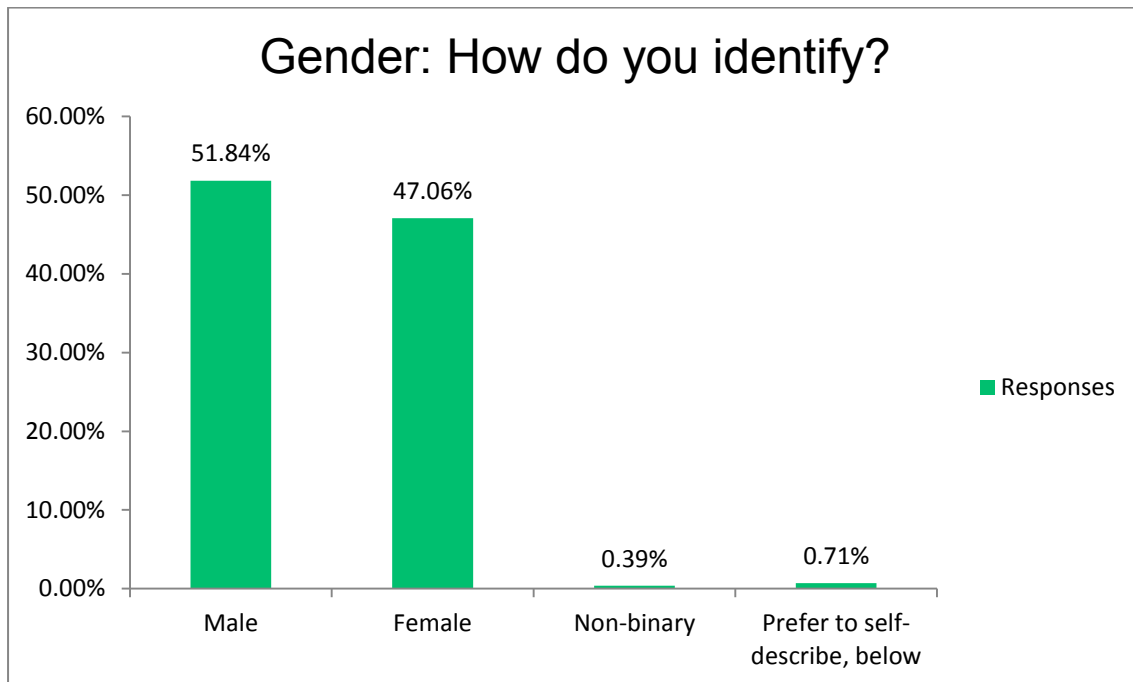
Answer Choices	Responses	
North Warwickshire	17.57%	275
Nuneaton and Bedworth	12.27%	192
Rugby	13.87%	217
Stratford-on-Avon	26.58%	416
Warwick	24.41%	382
I'm not sure	1.02%	16
I don't live in Warwickshire	0.00%	0
I don't live in Warwickshire but I work within the county	4.28%	67

Q3: What age group are you in?



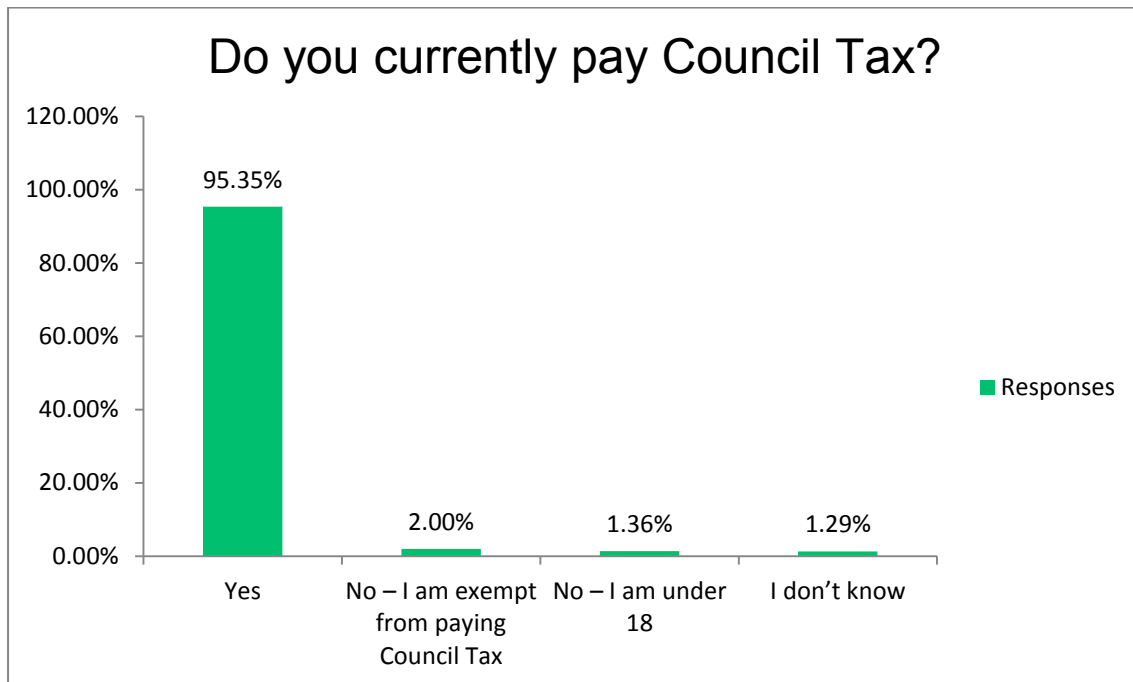
Answer Choices	Responses	
Under 18	1.41%	22
18-24	3.72%	58
25-34	12.06%	188
35-44	13.79%	215
45-54	19.95%	311
55-64	23.28%	363
65+	25.79%	402

Q4: Gender: How do you identify?



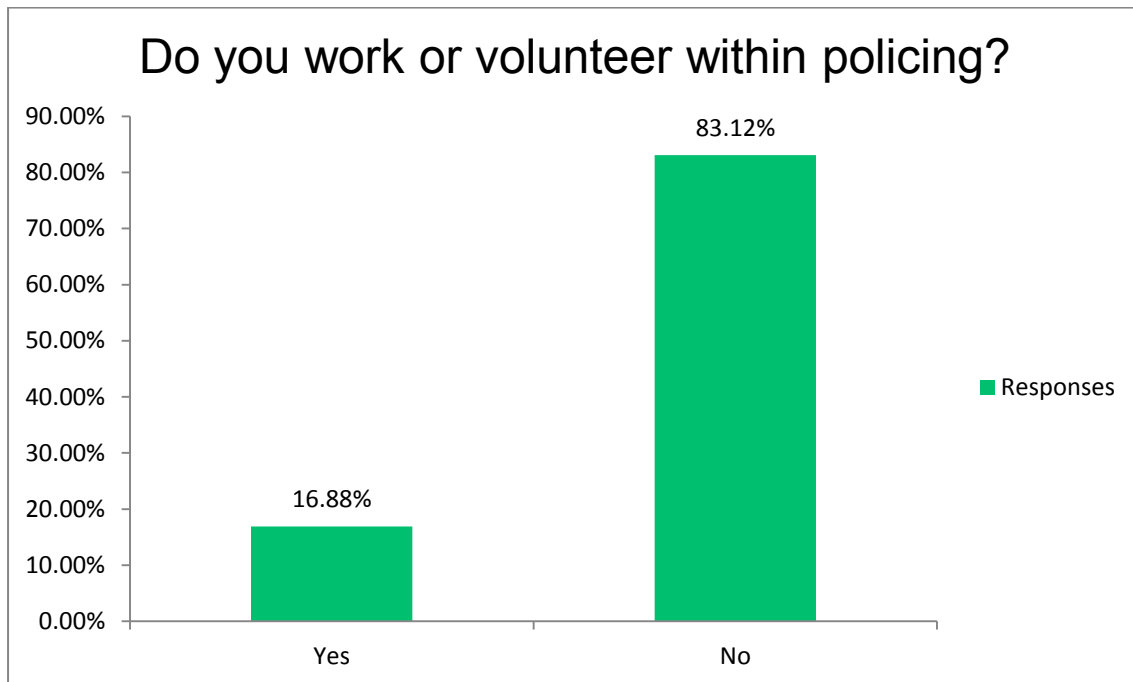
Answer Choices	Responses	
Male	51.84%	803
Female	47.06%	729
Non-binary	0.39%	6
Prefer to self-describe, below	0.71%	11

Q5: Do you currently pay Council Tax?



Answer Choices	Responses	
Yes	95.35%	1476
No - I am exempt from paying Council Tax	2.00%	31
No - I am under 18	1.36%	21
I don't know	1.29%	20

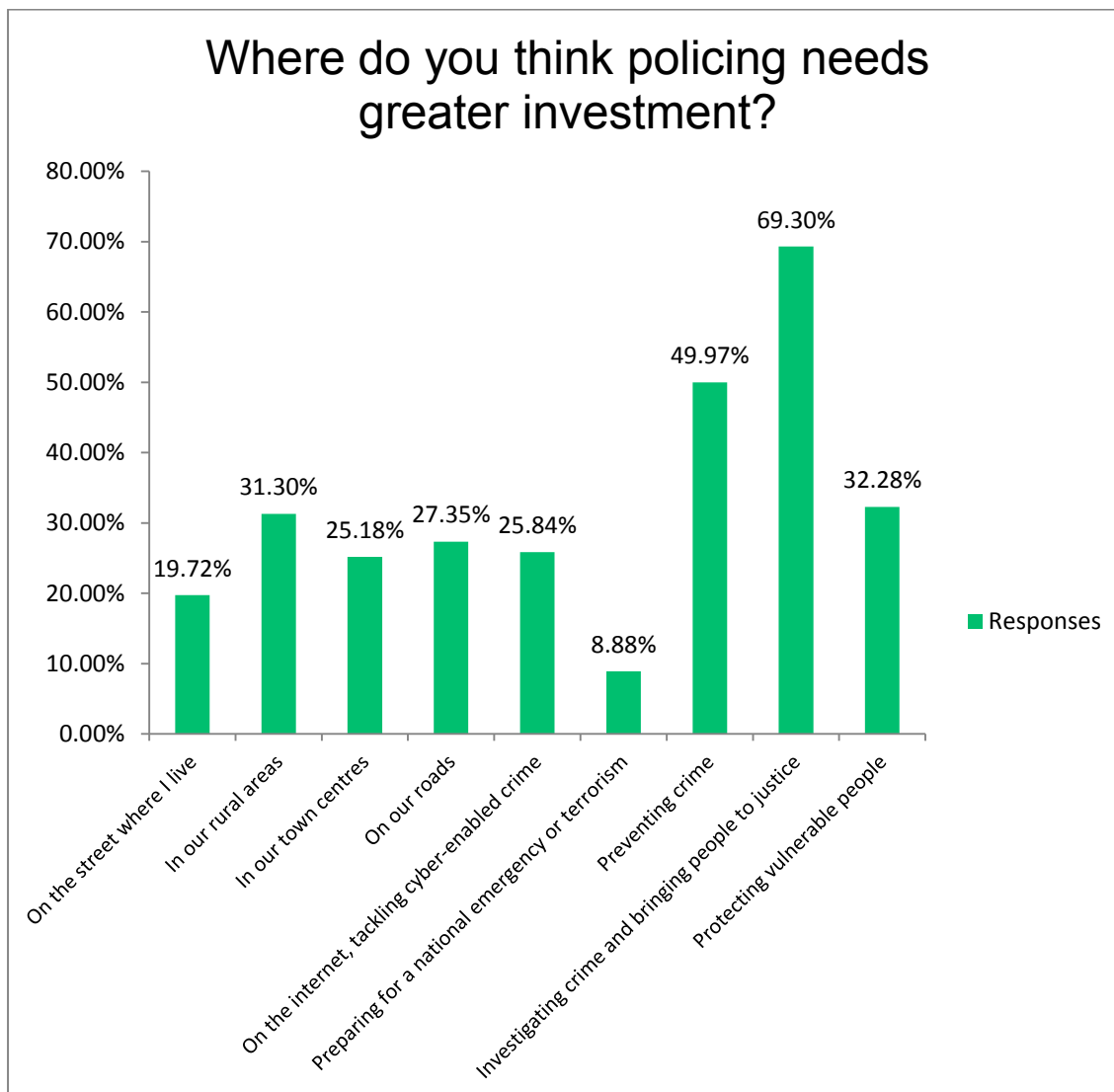
Q6: Do you work or volunteer within policing?



Answer Choices	Responses	
Yes	16.88%	261
No	83.12%	1285

Q7: Where do you think policing needs greater investment?

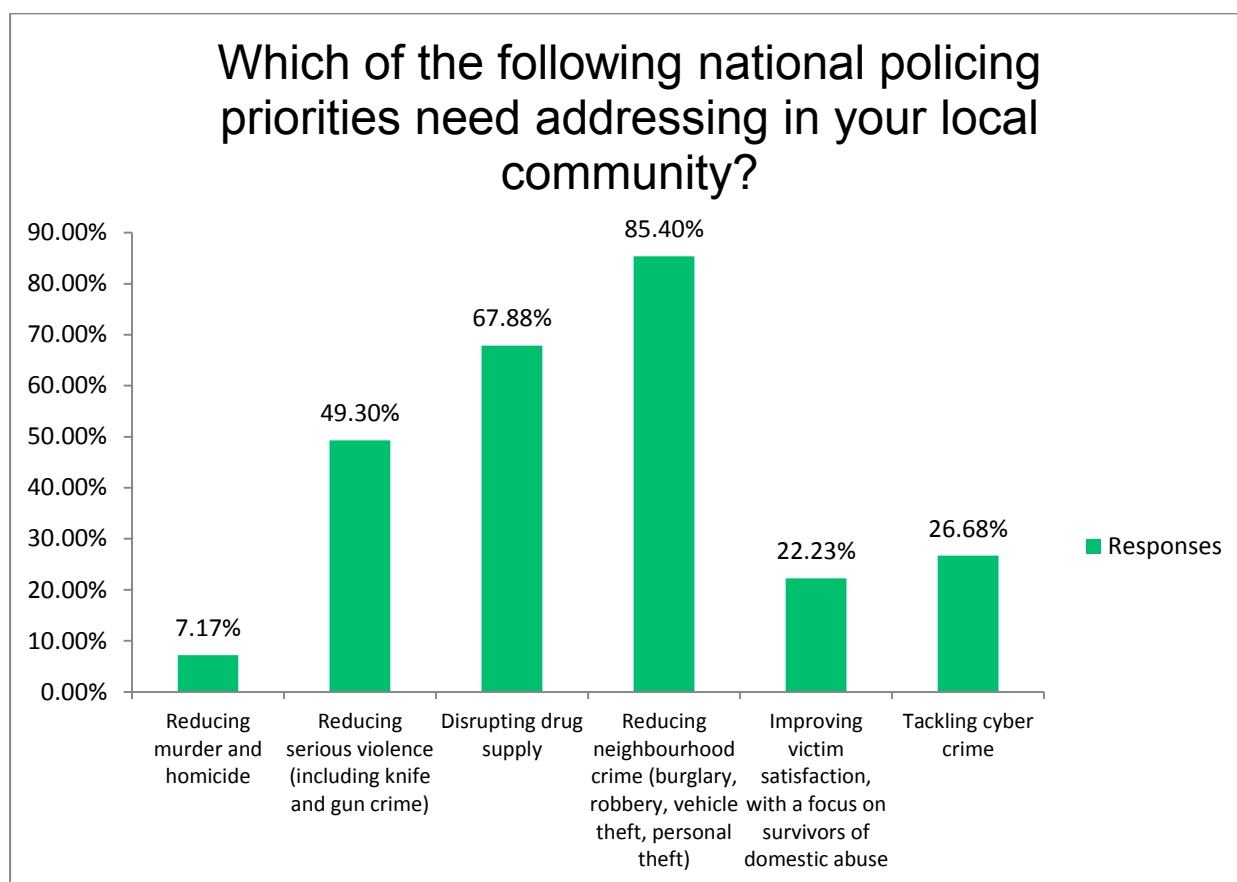
Note: Respondents were asked to pick a maximum of three answers.



Answer Choices	Responses	
On the street where I live	19.72%	300
In our rural areas	31.30%	476
In our town centres	25.18%	383
On our roads	27.35%	416
On the internet, tackling cyber-enabled crime	25.84%	393
Preparing for a national emergency or terrorism	8.88%	135
Preventing crime	49.97%	760
Investigating crime and bringing people to justice	69.30%	1054
Protecting vulnerable people	32.28%	491

Q8: Which of the following national policing priorities need addressing in your local community?

Note: Respondents were asked to pick a maximum of three answers



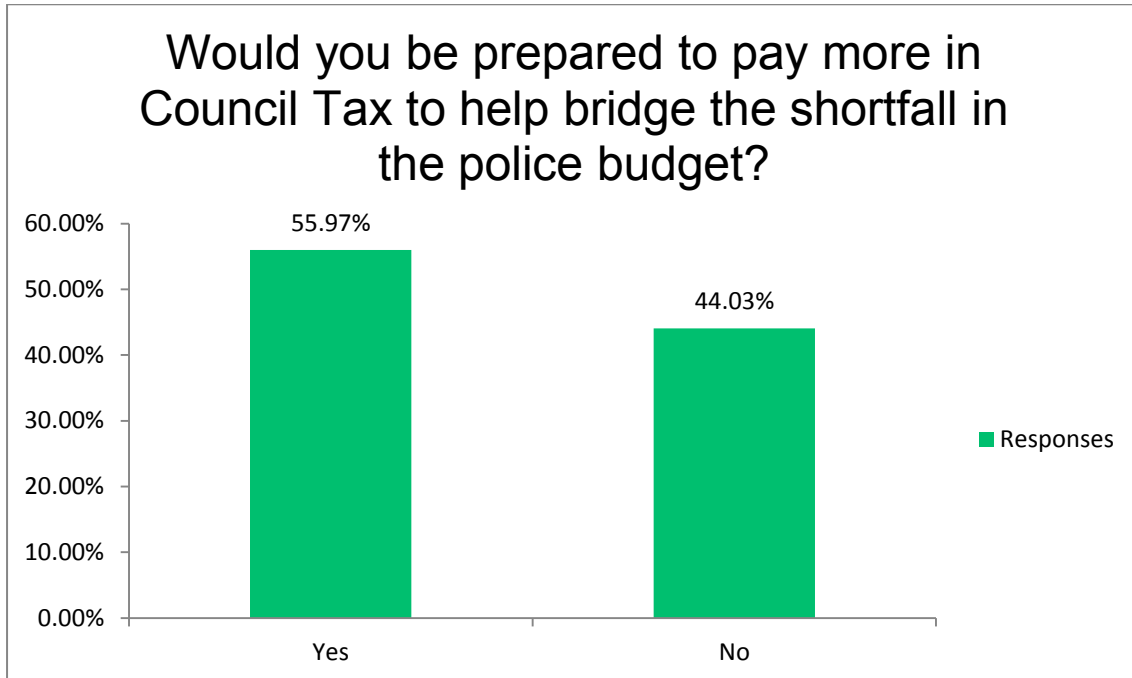
Answer Choices	Responses	Count
Reducing murder and homicide	7.17%	108
Reducing serious violence (including knife and gun crime)	49.30%	743
Disrupting drug supply	67.88%	1023
Reducing neighbourhood crime (burglary, robbery, vehicle theft, personal theft)	85.40%	1287
Improving victim satisfaction, with a focus on survivors of domestic abuse	22.23%	335
Tackling cyber crime	26.68%	402

Q9: Tell us one thing you think Warwickshire Police does well

Q10: Tell us one thing you think Warwickshire Police could do better

These were free text questions and received answers from 1,122 and 1,155 respondents respectively. The answers have been summarised in the main report and have not been reproduced here due to data privacy restrictions.

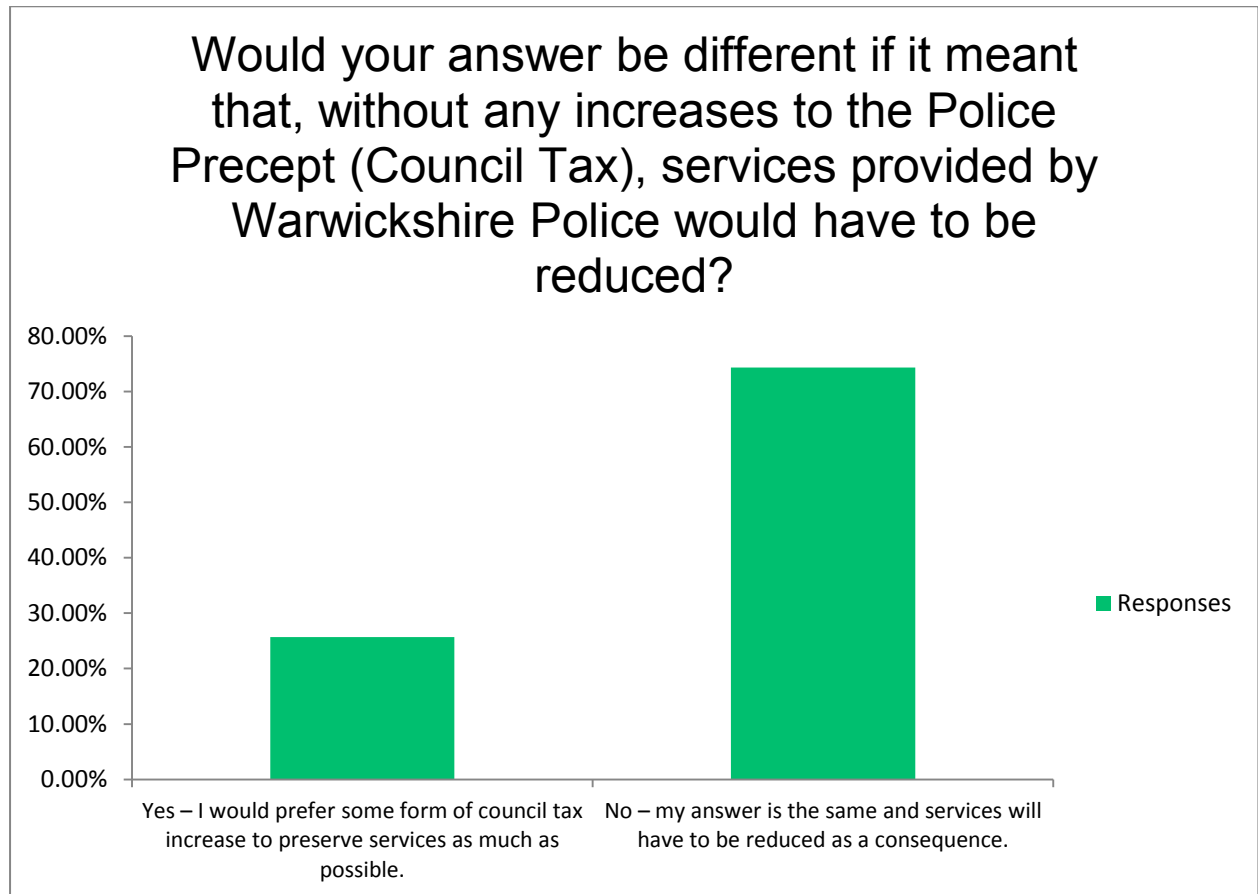
Q11: If central funding was to remain flat or represent a decrease in real terms, would you be prepared to pay more in Council Tax to help bridge the shortfall in the police budget?



Answer Choices	Responses	
Yes	55.97%	778
No	44.03%	612

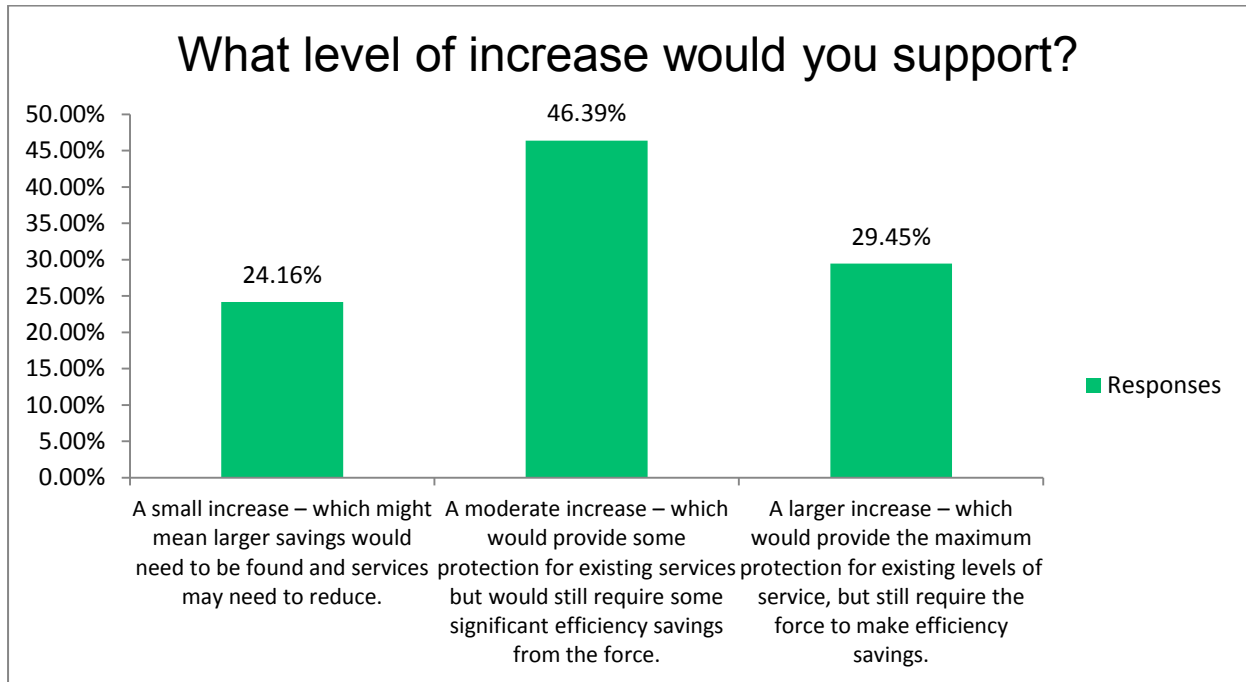
Respondents who answered no were sent to Q12. Respondents who answered yes were sent to Q13.

Q12: Would your answer be different if it meant that, without any increases to the Police Precept (Council Tax), services provided by Warwickshire Police would have to be reduced?



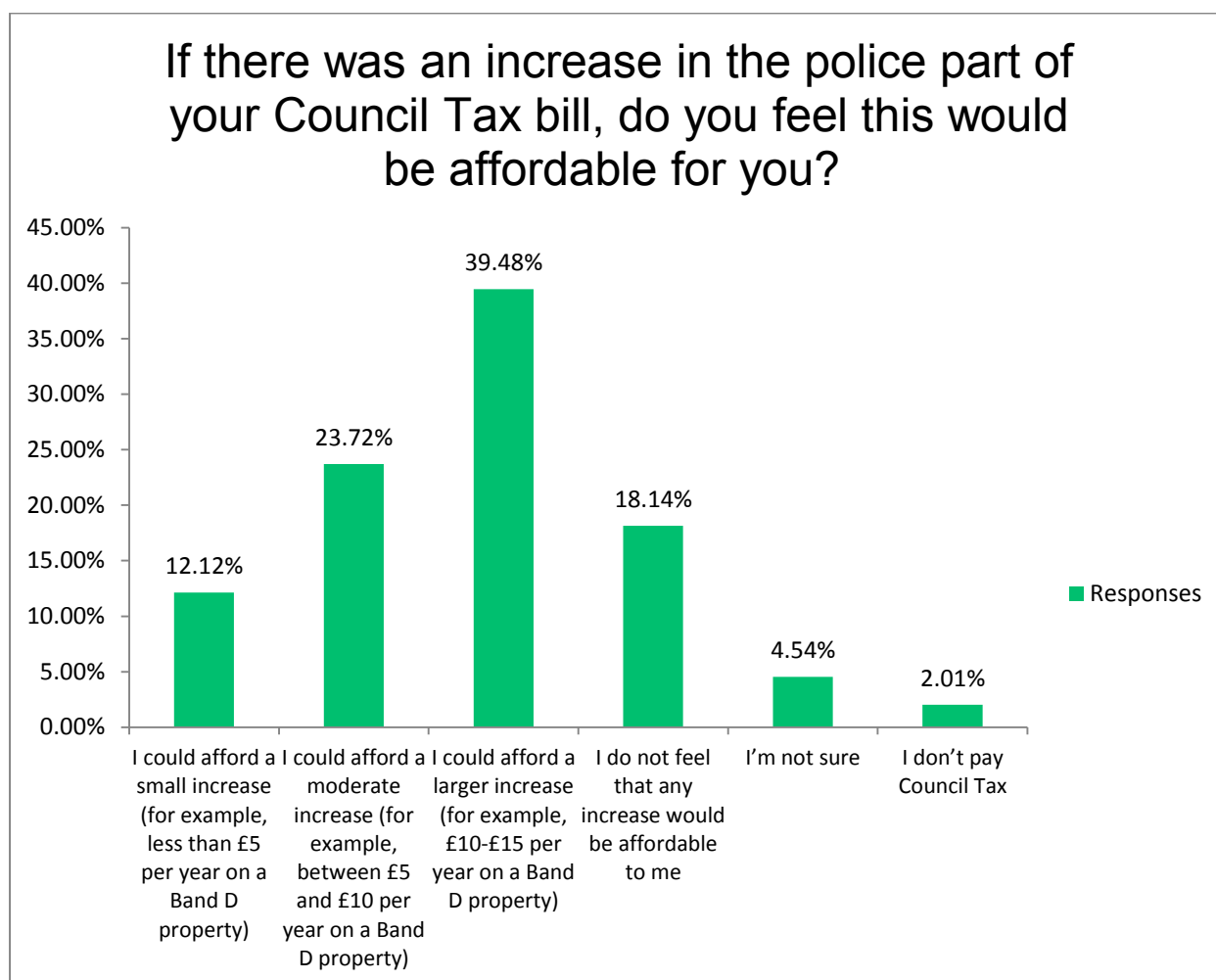
Answer Choices	Responses	
Yes – I would prefer some form of council tax increase to preserve services as much as possible.	25.71%	153
No – my answer is the same and services will have to be reduced as a consequence.	74.29%	442

Q13: What level of increase would you support?



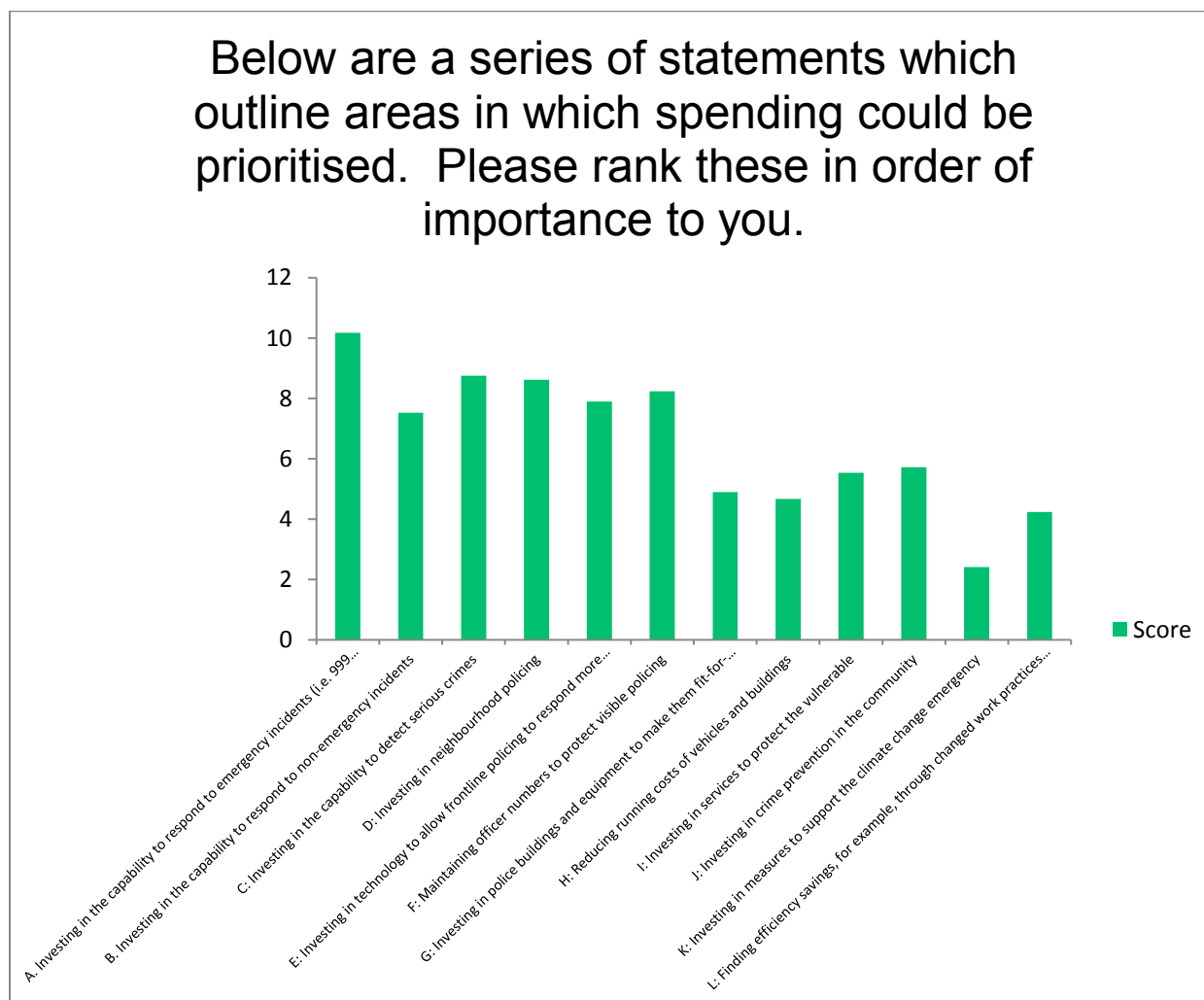
Answer Choices	Responses	
A small increase – which might mean larger savings would need to be found and services may need to reduce.	24.16%	224
A moderate increase – which would provide some protection for existing services but would still require some significant efficiency savings from the force.	46.39%	430
A larger increase – which would provide the maximum protection for existing levels of service, but still require the force to make efficiency savings.	29.45%	273

Q14: If there was an increase in the police part of your Council Tax bill, do you feel this would be affordable for you?



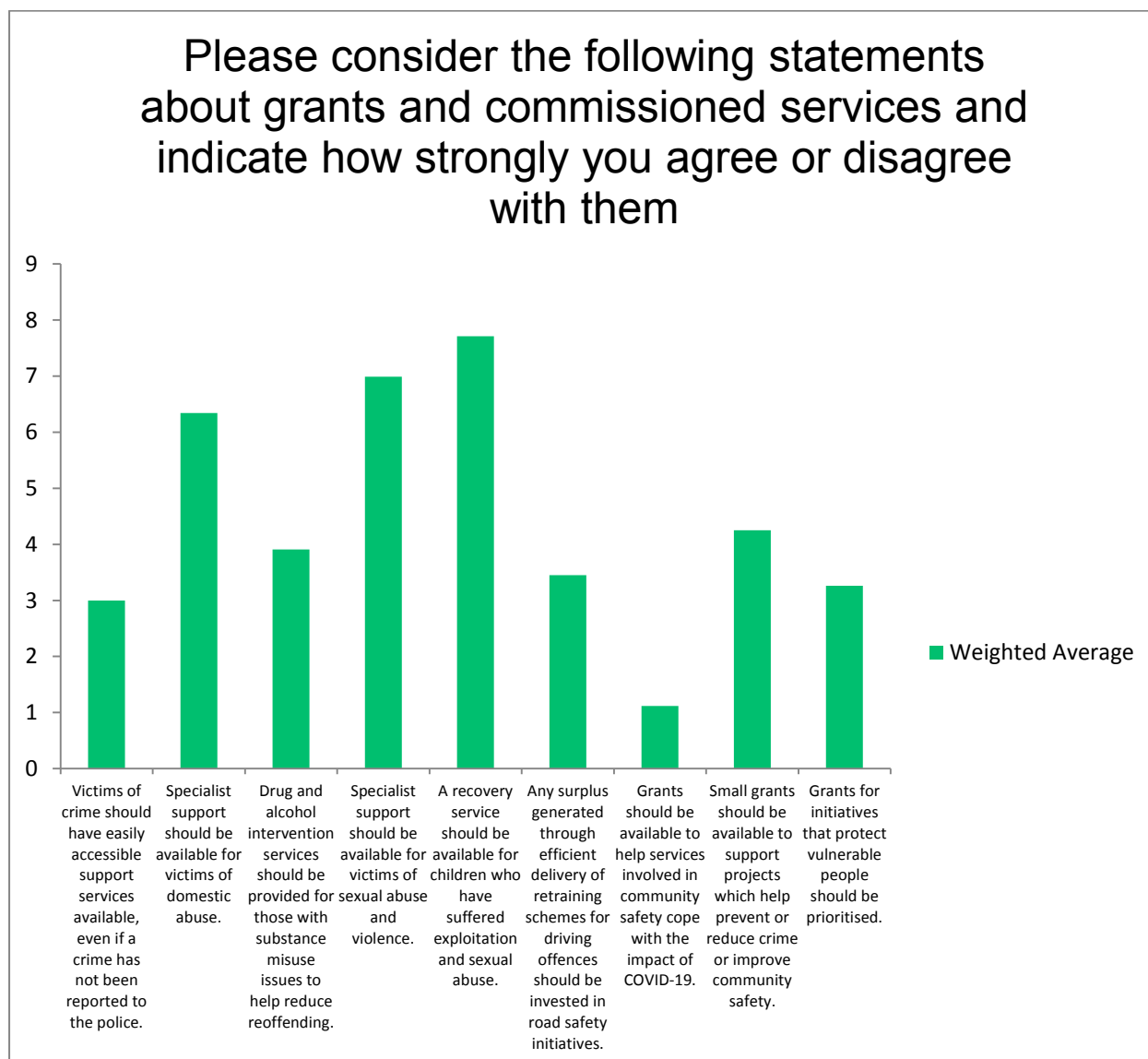
Answer Choices	Responses	
I could afford a small increase (for example, less than £5 per year on a Band D property)	12.12%	163
I could afford a moderate increase (for example, between £5 and £10 per year on a Band D property)	23.72%	319
I could afford a larger increase (for example, £10-£15 per year on a Band D property)	39.48%	531
I do not feel that any increase would be affordable to me	18.14%	244
I'm not sure	4.54%	61
I don't pay Council Tax	2.01%	27

Q15: Below are a series of statements which outline areas in which spending could be prioritised. Please rank these in order of importance to you.



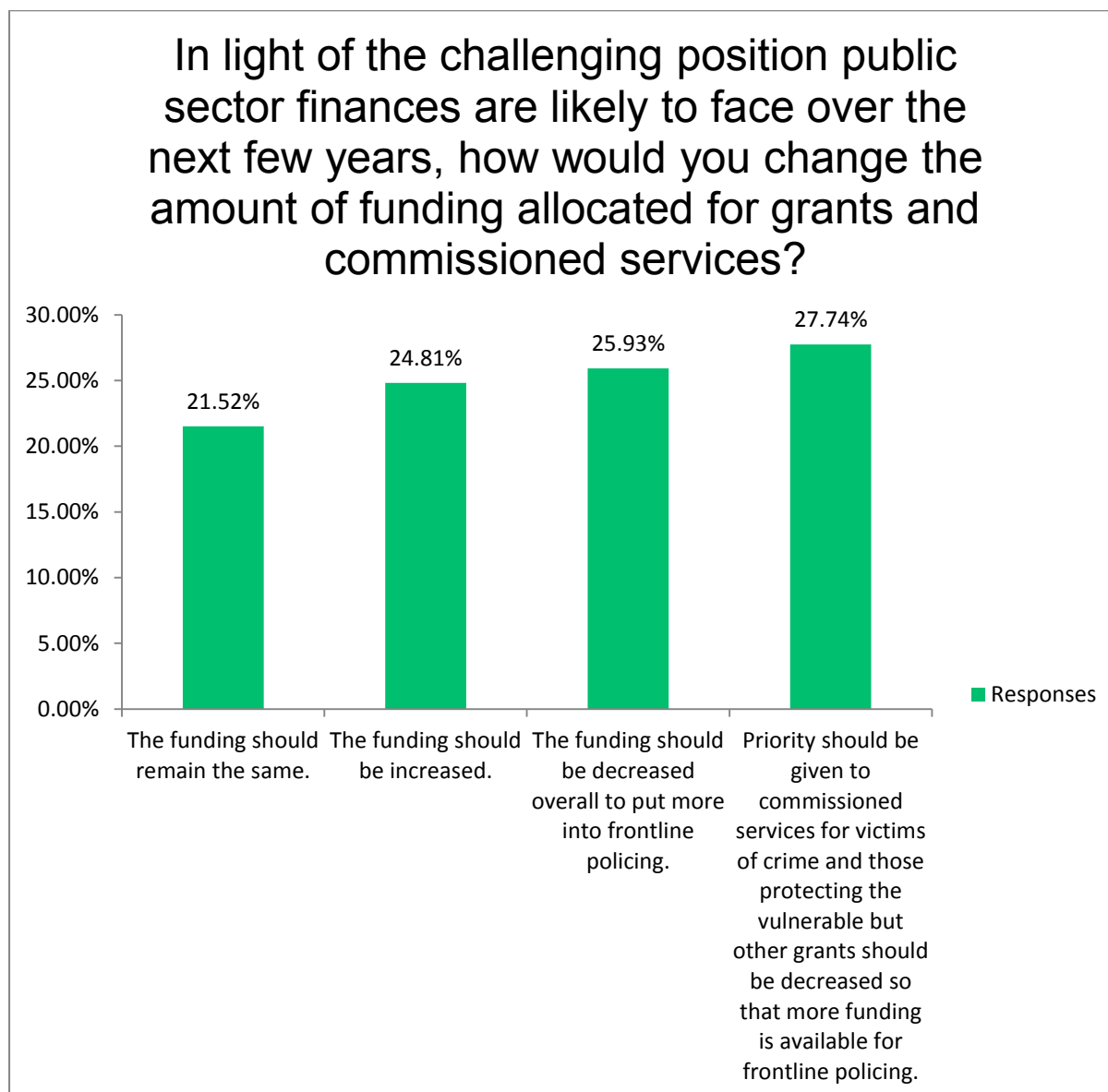
Statement	Weighted Score
Investing in the capability to respond to emergency incidents (i.e. 999 calls)	10.17
Investing in the capability to respond to non-emergency incidents	7.52
Investing in the capability to detect serious crimes	8.75
Investing in neighbourhood policing	8.62
Investing in technology to allow frontline policing to respond more efficiently and effectively	7.9
Maintaining officer numbers to protect visible policing	8.24
Investing in police buildings and equipment to make them fit-for-purpose	4.89
Reducing running costs of vehicles and buildings	4.67
Investing in services to protect the vulnerable	5.53
Investing in crime prevention in the community	5.72
Investing in measures to support the climate change emergency	2.41
Finding efficiency savings, for example, through changed work practices and different use of existing resources to make them go further	4.23

Q16: Please consider the following statements about grants and commissioned services and indicate how strongly you agree or disagree with them.



Statement	Weighted Average
Victims of crime should have easily accessible support services available, even if a crime has not been reported to the police.	3
Specialist support should be available for victims of domestic abuse.	6.34
Drug and alcohol intervention services should be provided for those with substance misuse issues to help reduce reoffending.	3.91
Specialist support should be available for victims of sexual abuse and violence.	6.99
A recovery service should be available for children who have suffered exploitation and sexual abuse.	7.71
Any surplus generated through efficient delivery of retraining schemes for driving offences should be invested in road safety initiatives.	3.45
Grants should be available to help services involved in community safety cope with the impact of COVID-19.	1.12
Small grants should be available to support projects which help prevent or reduce crime or improve community safety.	4.25
Grants for initiatives that protect vulnerable people should be prioritised.	3.26

Q17: In light of the challenging position public sector finances are likely to face over the next few years, how would you change the amount of funding allocated for grants and commissioned services?



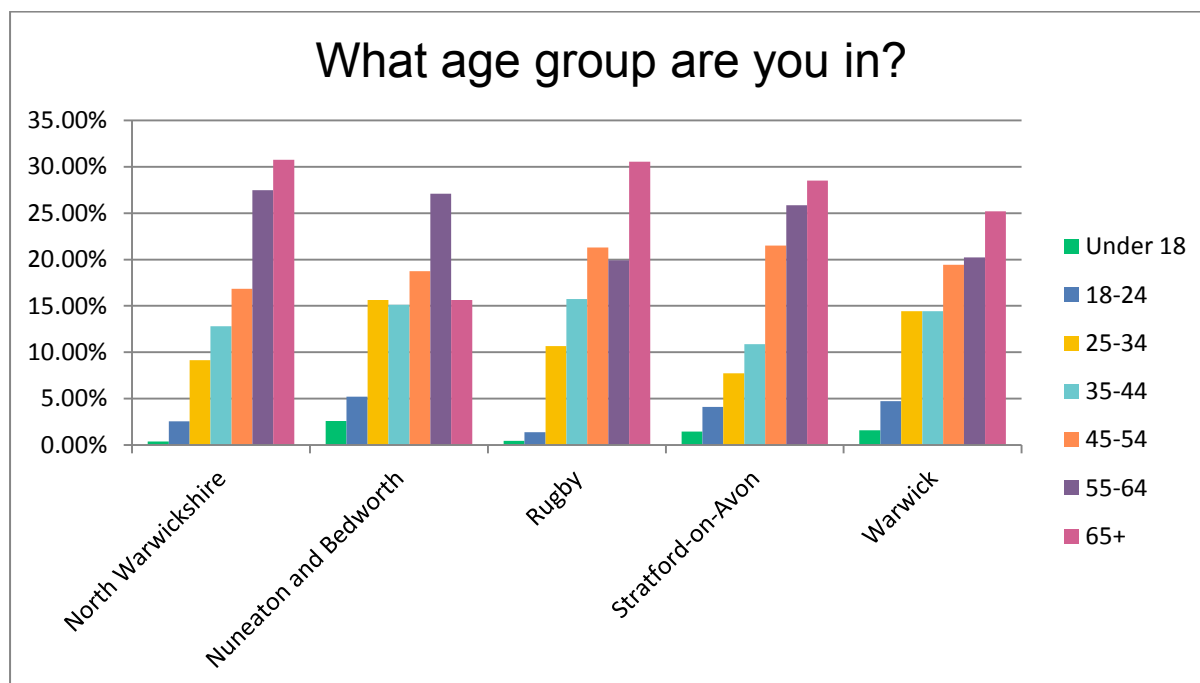
Answer Choices	Responses	
The funding should remain the same.	21.52%	249
The funding should be increased.	24.81%	287
The funding should be decreased overall to put more into frontline policing.	25.93%	300
Priority should be given to commissioned services for victims of crime and those protecting the vulnerable but other grants should be decreased so that more funding is available for frontline policing.	27.74%	321

Question 18 was a free text question inviting any other comments or observations. The answers have been summarised in the main report and have not been reproduced here due to data privacy restrictions.

Appendix B: Statistical breakdown by district / borough

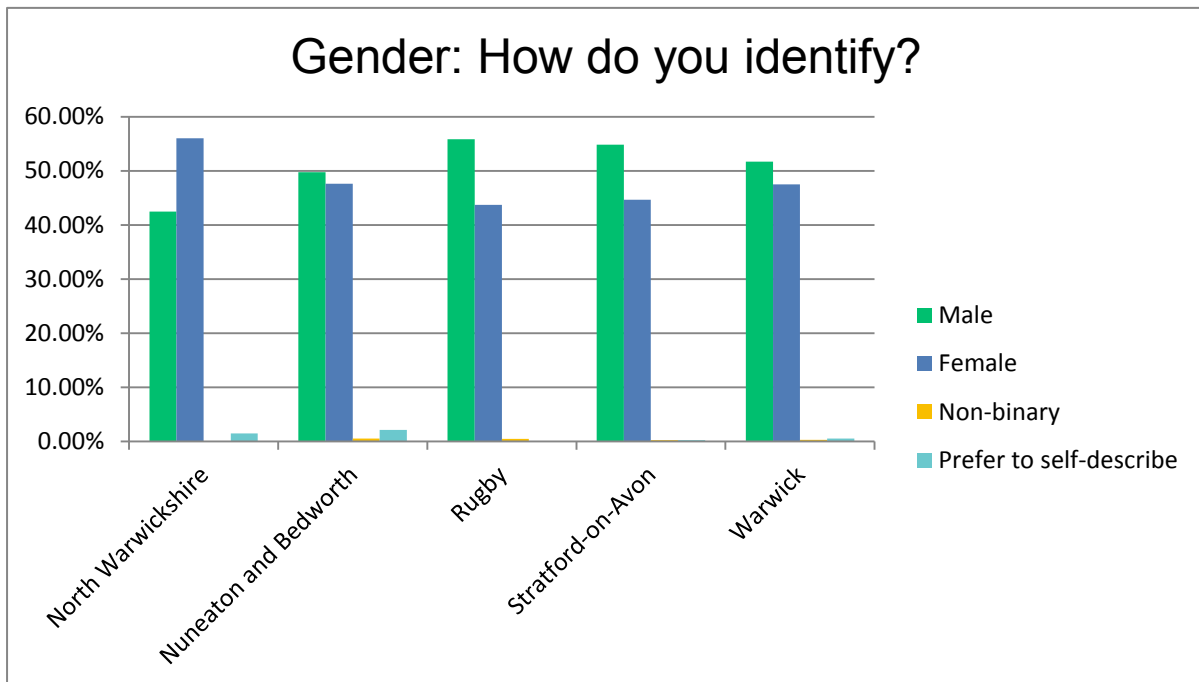
Key results by district and borough are presented below.

Q3: What age group are you in?



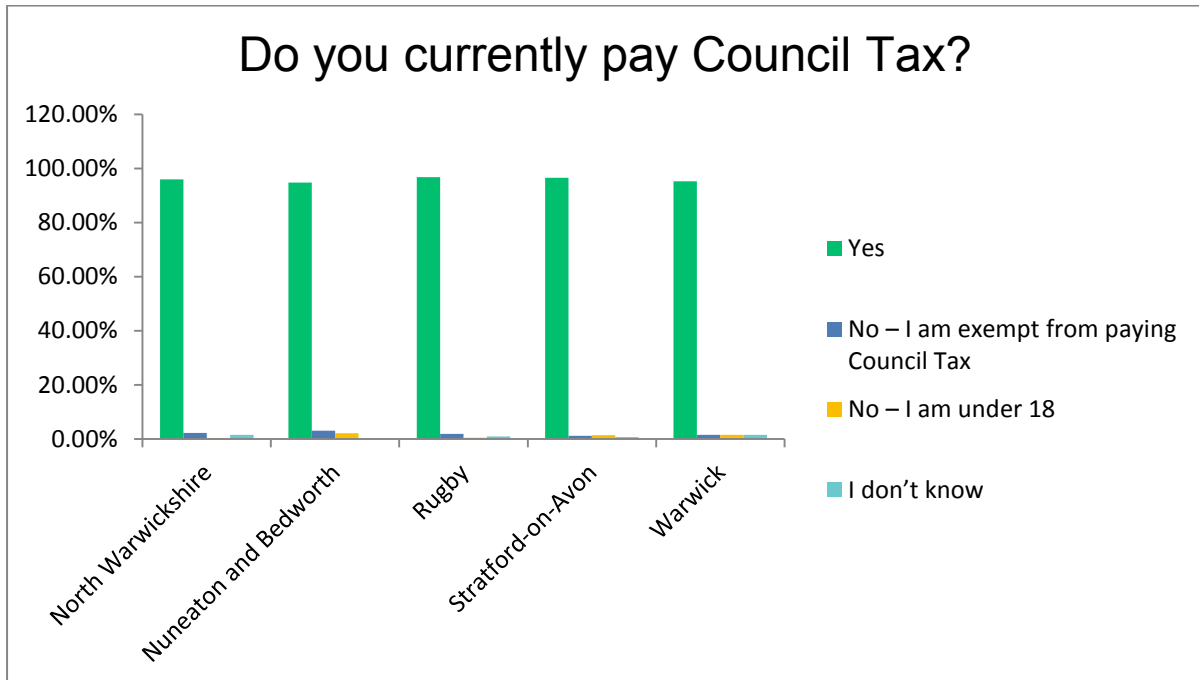
Area	Under 18		18-24		25-34		35-44		45-54		55-64		65+	
North Warwickshire	0.37%	1	2.56%	7	9.16%	25	12.82%	35	16.85%	46	27.47%	75	30.77%	84
Nuneaton and Bedworth	2.60%	5	5.21%	10	15.63%	30	15.10%	29	18.75%	36	27.08%	52	15.63%	30
Rugby	0.46%	1	1.39%	3	10.65%	23	15.74%	34	21.30%	46	19.91%	43	30.56%	66
Stratford-on-Avon	1.45%	6	4.11%	17	7.73%	32	10.87%	45	21.50%	89	25.85%	107	28.50%	118
Warwick	1.57%	6	4.72%	18	14.44%	55	14.44%	55	19.42%	74	20.21%	77	25.20%	96
Total	1.29%	19	3.73%	55	11.18%	165	13.41%	198	19.72%	291	23.98%	354	26.69%	394

Q4: Gender: How do you identify?



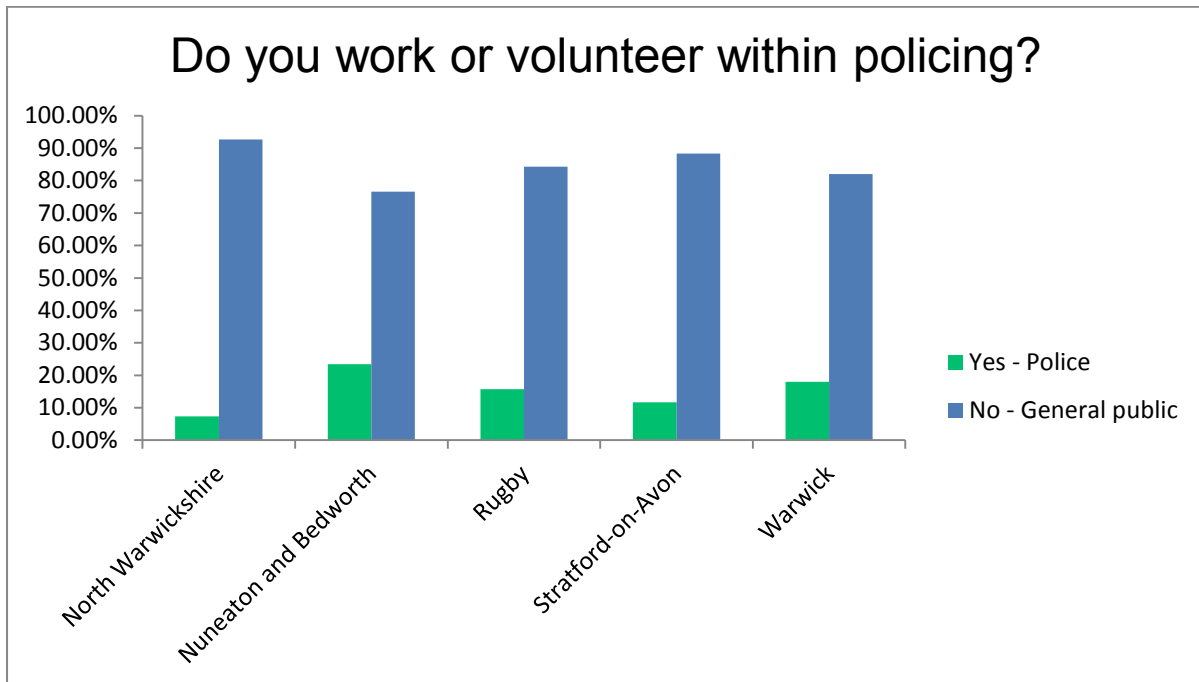
Area	Male		Female		Non-binary		Prefer to self-describe		Total	
North Warwickshire	42.49%	116	56.04%	153	0.00%	0	1.47%	4	18.60%	273
Nuneaton and Bedworth	49.74%	95	47.64%	91	0.52%	1	2.09%	4	13.01%	191
Rugby	55.81%	120	43.72%	94	0.47%	1	0.00%	0	14.65%	215
Stratford-on-Avon	54.85%	226	44.66%	184	0.24%	1	0.24%	1	28.07%	412
Warwick	51.72%	195	47.48%	179	0.27%	1	0.53%	2	25.68%	377
Total respondents	51.23%	752	47.75%	701	0.27%	4	0.75%	11	100.00%	1468

Q5: Do you currently pay Council Tax?



Area	Yes	No – I am exempt from paying Council Tax	No – I am under 18	I don't know	Total
North Warwickshire	95.94% 260	2.21% 6	0.37% 1	1.48% 4	18.47% 271
Nuneaton and Bedworth	94.79% 182	3.13% 6	2.08% 4	0.00% 0	13.09% 192
Rugby	96.76% 209	1.85% 4	0.46% 1	0.93% 2	14.72% 216
Stratford-on-Avon	96.59% 396	1.22% 5	1.46% 6	0.73% 3	27.95% 410
Warwick	95.24% 360	1.59% 6	1.59% 6	1.59% 6	25.77% 378
Total	95.91% 1407	1.84% 27	1.23% 18	1.02% 15	100.00% 1467

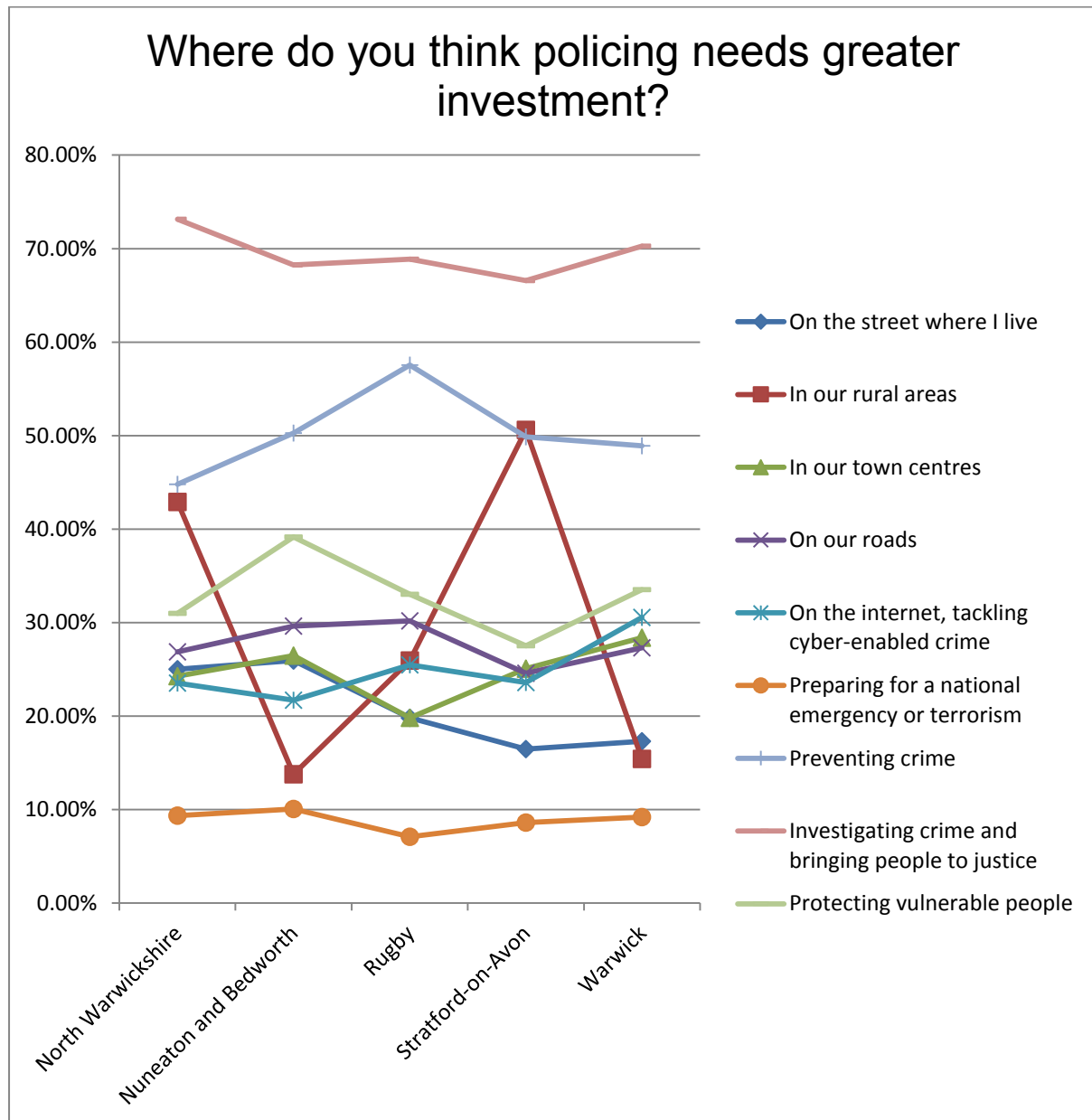
Q6: Do you work or volunteer within policing?



Area	Yes - Police		No - General public		Total	
North Warwickshire	7.38%	20	92.62%	251	18.47%	271
Nuneaton and Bedworth	23.44%	45	76.56%	147	13.09%	192
Rugby	15.74%	34	84.26%	182	14.72%	216
Stratford-on-Avon	11.71%	48	88.29%	362	27.95%	410
Warwick	17.99%	68	82.01%	310	25.77%	378
Total	14.66%	215	85.34%	1252	100.00%	1467

Q7: Where do you think policing needs greater investment?

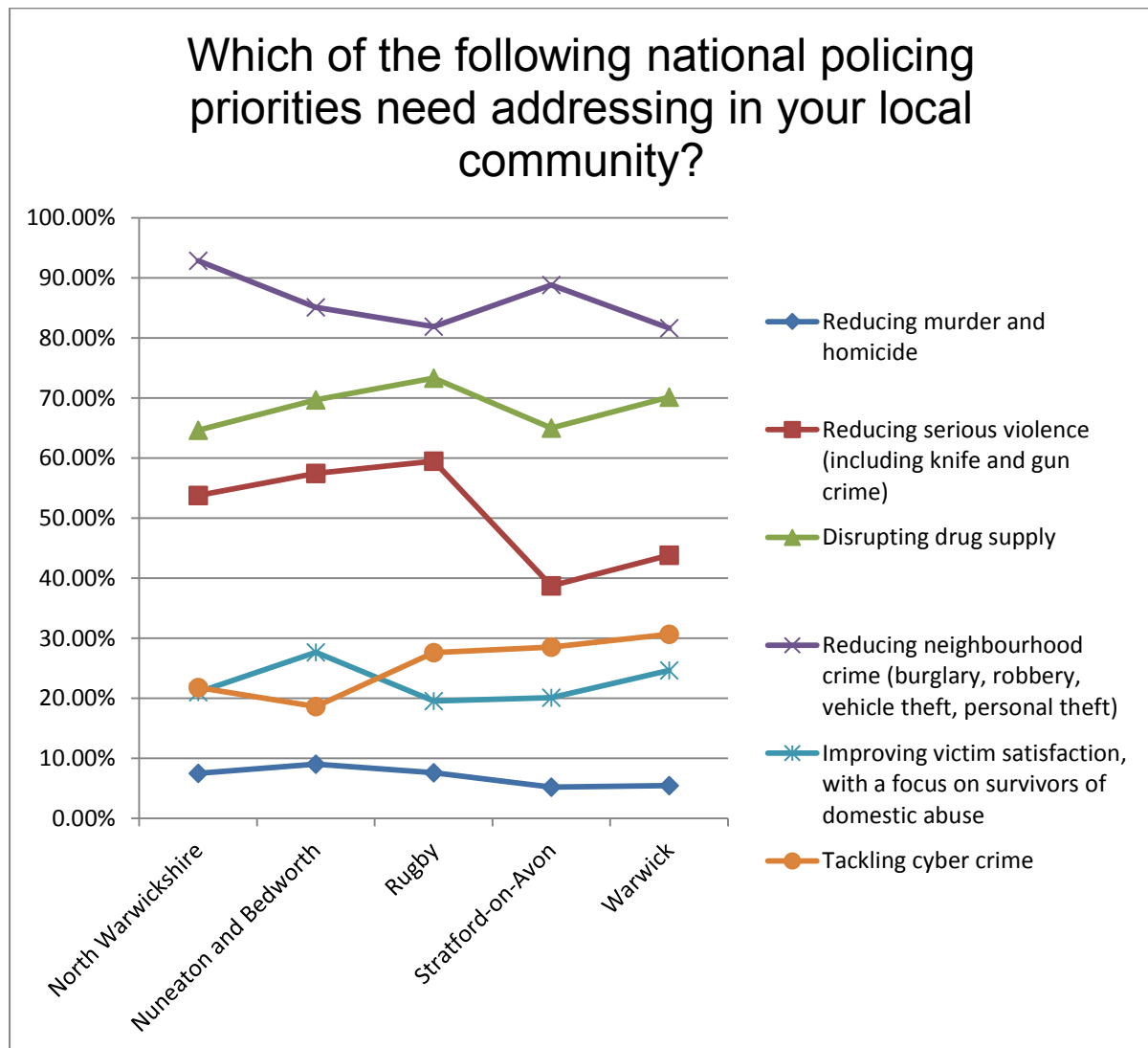
Note: Respondents were asked to pick a maximum of three answers.



Area	On the street where I live	In our rural areas	In our town centres	On our roads	On the internet, tackling cyber-enabled crime	Preparing for a national emergency or terrorism	Preventing crime	Investigating crime and bringing people to justice	Protecting vulnerable people	Total
North Warwickshire	25.00% 67	42.91% 115	24.25% 65	26.87% 72	23.51% 63	9.33% 25	44.78% 120	73.13% 196	30.97% 83	18.53% 268
Nuneaton and Bedworth	25.93% 49	13.76% 26	26.46% 50	29.63% 56	21.69% 41	10.05% 19	50.26% 95	68.25% 129	39.15% 74	13.07% 189
Rugby	19.81% 42	25.94% 55	19.81% 42	30.19% 64	25.47% 54	7.08% 15	57.55% 122	68.87% 146	33.02% 70	14.66% 212
Stratford-on-Avon	16.46% 67	50.61% 206	25.06% 102	24.57% 10	23.59% 96	8.60% 35	49.88% 103	66.58% 271	27.52% 112	28.15% 407
Warwick	17.30% 64	15.41% 57	28.38% 105	27.30% 10	30.54% 113	9.19% 34	48.92% 111	70.27% 260	33.51% 124	25.59% 370
Total	19.99% 289	31.74% 459	25.17% 364	27.18% 393	25.38% 367	8.85% 128	49.86% 221	69.29% 1002	32.02% 463	100.00% 1446

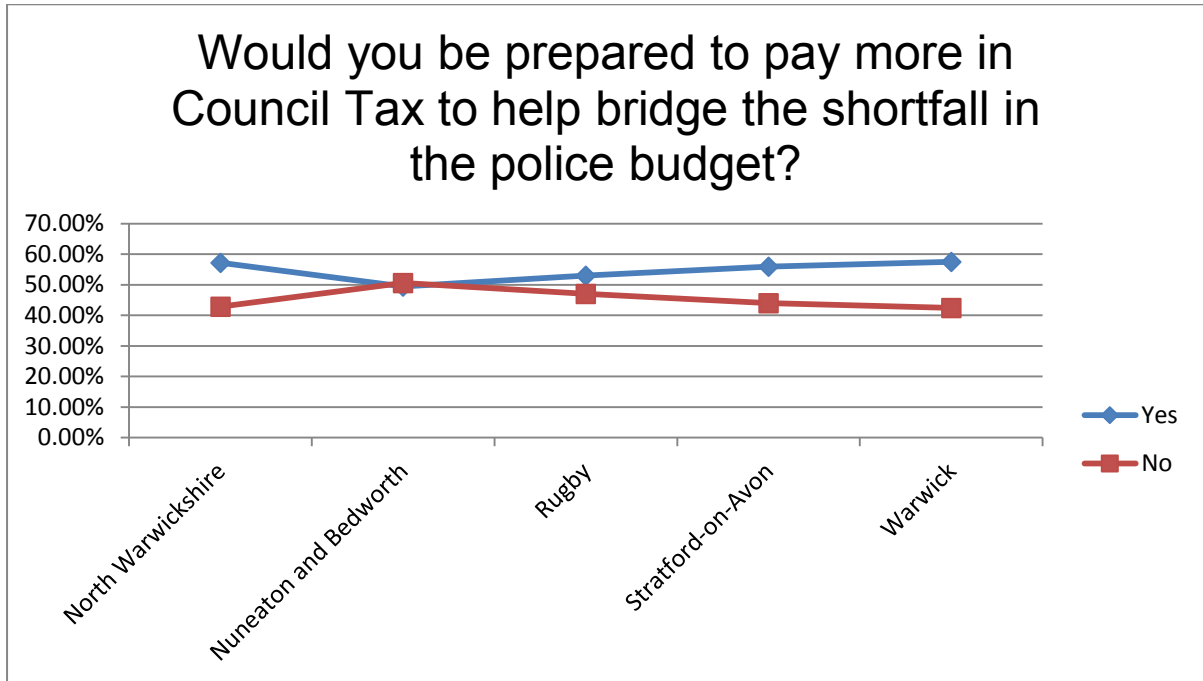
Q8: Which of the following national policing priorities need addressing in your local community?

Note: Respondents were asked to pick a maximum of three answers



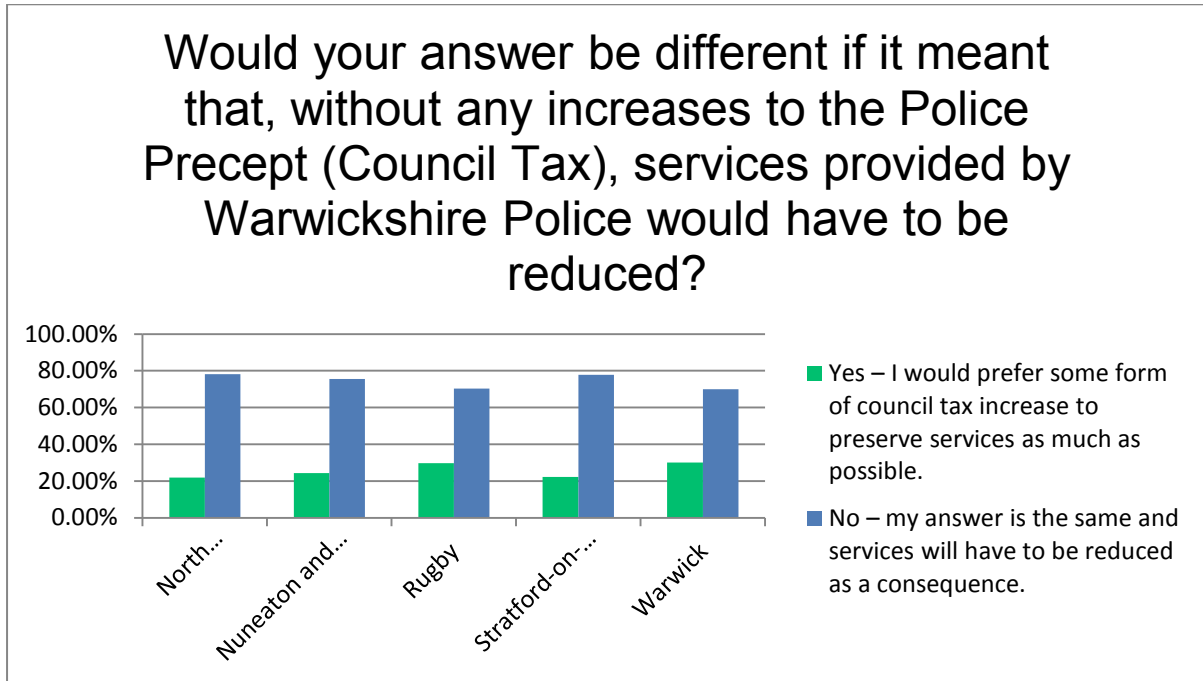
Area	Reducing murder and homicide	Reducing serious violence (including knife and gun crime)	Disrupting drug supply	Reducing neighbourhood crime (burglary, robbery, vehicle theft, personal theft)	Improving victim satisfaction, with a focus on survivors of domestic abuse	Tackling cyber crime	Total							
North Warwickshire	7.52%	20	53.76%	143	64.66%	172	92.86%	247	21.05%	56	21.80%	58	18.58%	266
Nuneaton and Bedworth	9.04%	17	57.45%	108	69.68%	131	85.11%	160	27.66%	52	18.62%	35	13.13%	188
Rugby	7.62%	16	59.52%	125	73.33%	154	81.90%	172	19.52%	41	27.62%	58	14.66%	210
Stratford-on-Avon	5.21%	21	38.71%	156	65.01%	262	88.83%	358	20.10%	81	28.54%	115	28.14%	403
Warwick	5.48%	20	43.84%	160	70.14%	256	81.64%	298	24.66%	90	30.68%	112	25.49%	365
Total	6.56%	94	48.32%	692	68.09%	975	86.24%	1235	22.35%	320	26.40%	378	100.00%	1432

Q11: If central funding was to remain flat or represent a decrease in real terms, would you be prepared to pay more in Council Tax to help bridge the shortfall in the police budget?



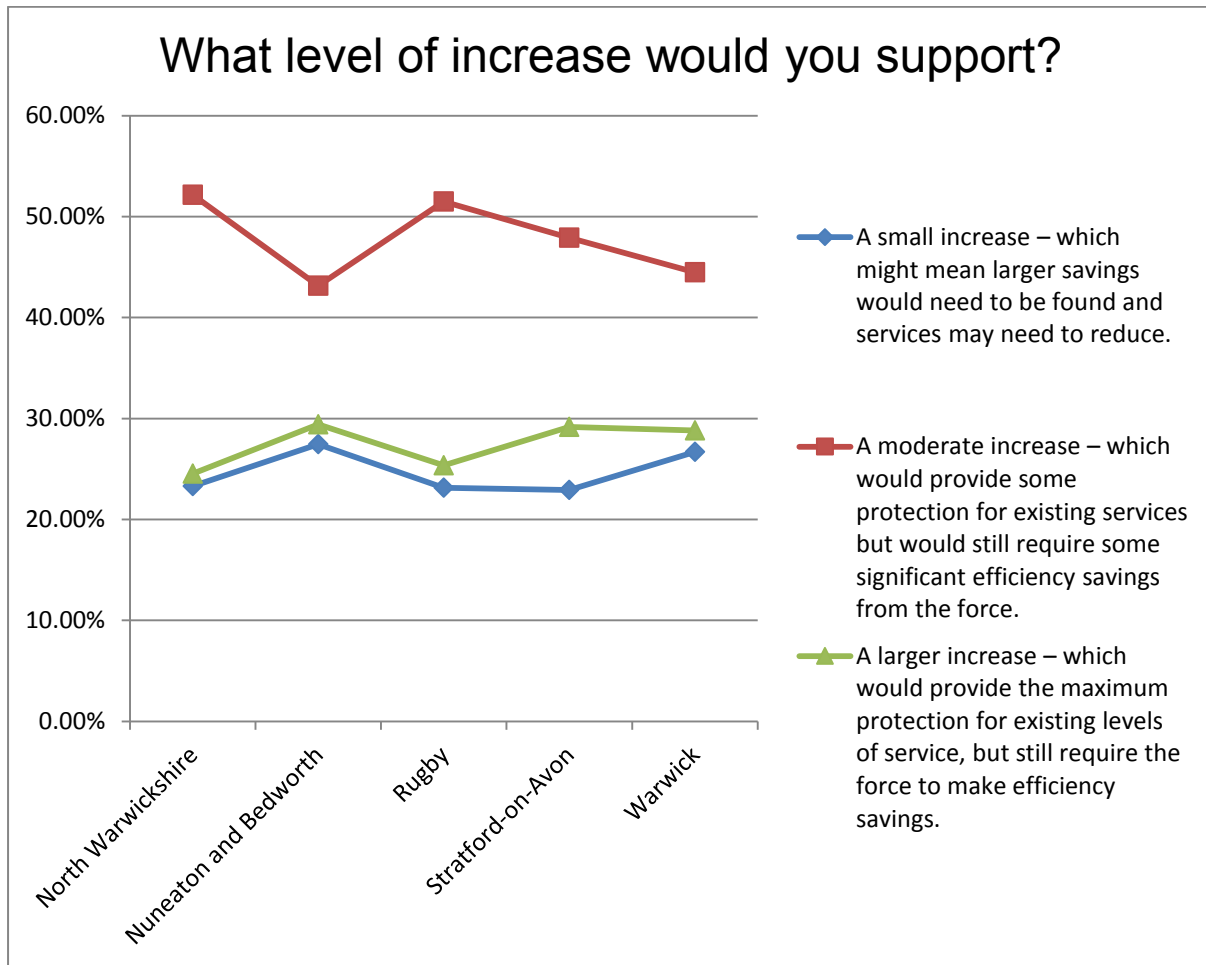
Area	Yes	No	Total
North Warwickshire	57.20% 143	42.80% 107	18.87% 250
Nuneaton and Bedworth	49.40% 82	50.60% 84	12.53% 166
Rugby	53.00% 106	47.00% 94	15.09% 200
Stratford-on-Avon	55.95% 207	44.05% 163	27.92% 370
Warwick	57.52% 195	42.48% 144	25.58% 339
Total	55.32% 733	44.68% 592	100.00% 1325

Q12: Would your answer be different if it meant that, without any increases to the Police Precept (Council Tax), services provided by Warwickshire Police would have to be reduced?



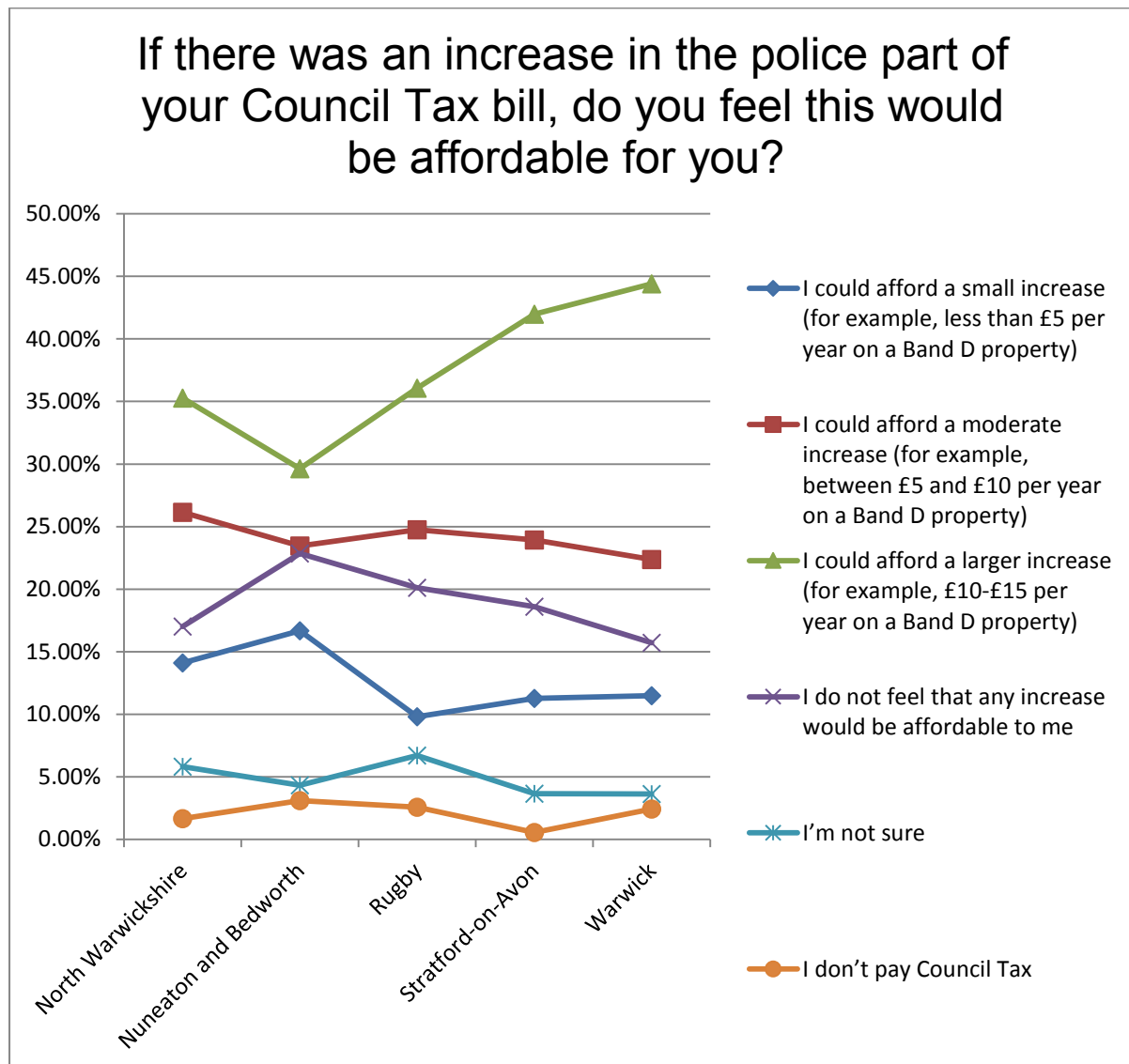
Area	Yes – I would prefer some form of council tax increase to preserve services as much as possible.		No – my answer is the same and services will have to be reduced as a consequence.		Total	
North Warwickshire	21.90%	23	78.10%	82	18.23%	105
Nuneaton and Bedworth	24.39%	20	75.61%	62	14.24%	82
Rugby	29.67%	27	70.33%	64	15.80%	91
Stratford-on-Avon	22.15%	35	77.85%	123	27.43%	158
Warwick	30.00%	42	70.00%	98	24.31%	140
Total	25.52%	147	74.48%	429	100.00%	576

Q13: What level of increase would you support?



Area	A small increase		A moderate increase		A larger increase		Total	
North Warwickshire	23.31%	38	52.15%	85	24.54%	40	18.63%	163
Nuneaton and Bedworth	27.45%	28	43.14%	44	29.41%	30	11.66%	102
Rugby	23.13%	31	51.49%	69	25.37%	34	15.31%	134
Stratford-on-Avon	22.92%	55	47.92%	115	29.17%	70	27.43%	240
Warwick	26.69%	63	44.49%	105	28.81%	68	26.97%	236
Total	24.57%	215	47.77%	418	27.66%	242	100.00%	875

Q14: If there was an increase in the police part of your Council Tax bill, do you feel this would be affordable for you?



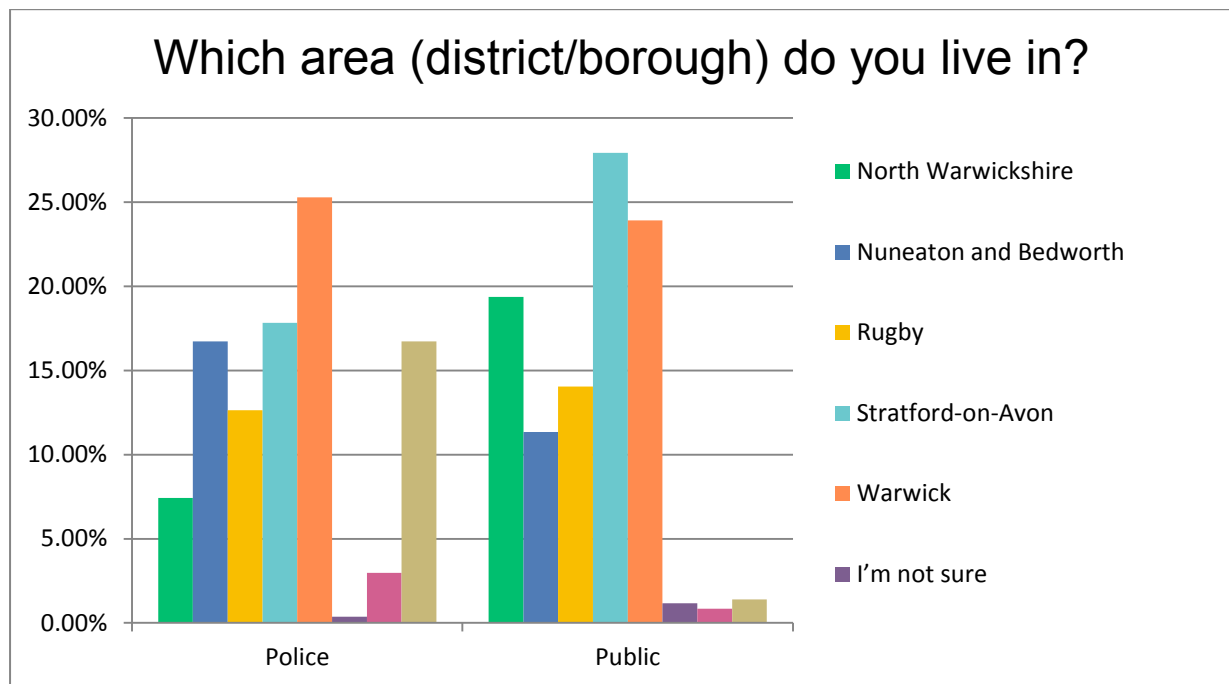
Area	I could afford a small increase		I could afford a moderate increase		I could afford a larger increase		No increase would be affordable to me		I'm not sure		I don't pay Council Tax		Total	
North Warwickshire	14.11%	34	26.14%	63	35.27%	85	17.01%	41	5.81%	14	1.66%	4	18.78%	241
Nuneaton and Bedworth	16.67%	27	23.46%	38	29.63%	48	22.84%	37	4.32%	7	3.09%	5	12.63%	162
Rugby	9.79%	19	24.74%	48	36.08%	70	20.10%	39	6.70%	13	2.58%	5	15.12%	194
Stratford-on-Avon	11.27%	40	23.94%	85	41.97%	149	18.59%	66	3.66%	13	0.56%	2	27.67%	355
Warwick	11.48%	38	22.36%	74	44.41%	147	15.71%	52	3.63%	12	2.42%	8	25.80%	331
Total	12.31%	158	24.01%	308	38.89%	499	18.32%	235	4.60%	59	1.87%	24	100.00%	1283

There were no significant statistical differences by borough or district for the remaining questions.

Appendix C: Police employee/volunteer responses vs general public responses

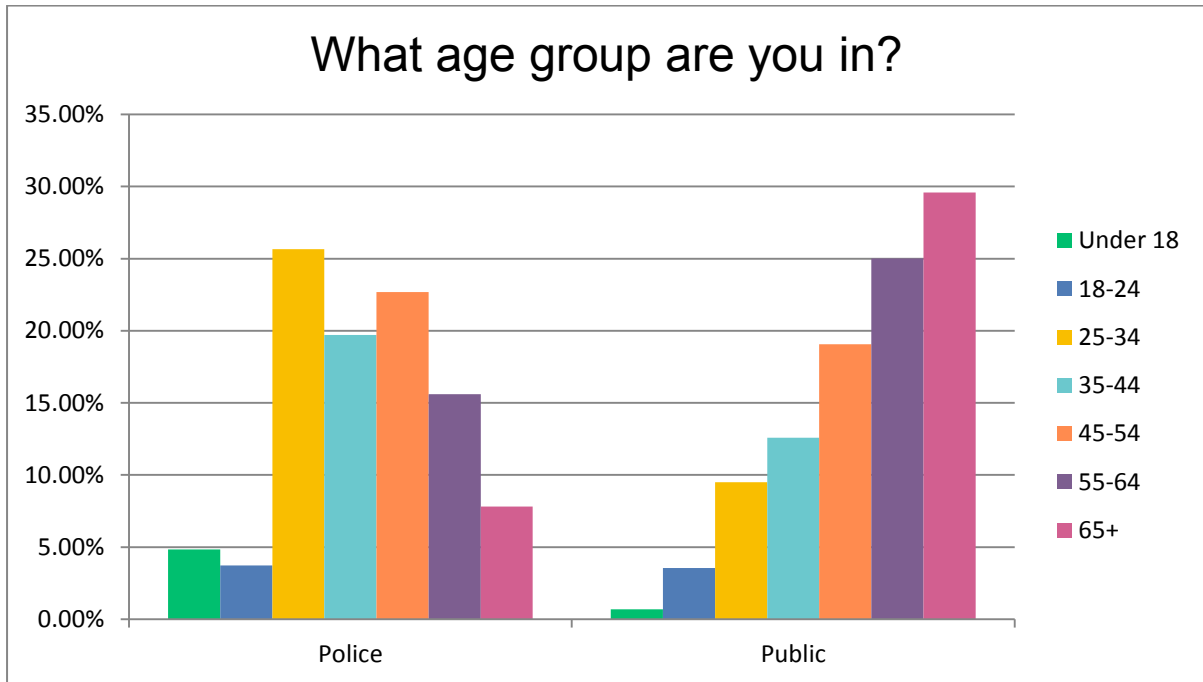
Note: In the following charts, the label 'police' includes police officers, police staff and volunteers, which can include Police Cadets aged below 18. Those responding may not necessarily be Warwickshire Police officers and could serve in other forces but live in Warwickshire.

Q2: Which area (district/borough) do you live in?



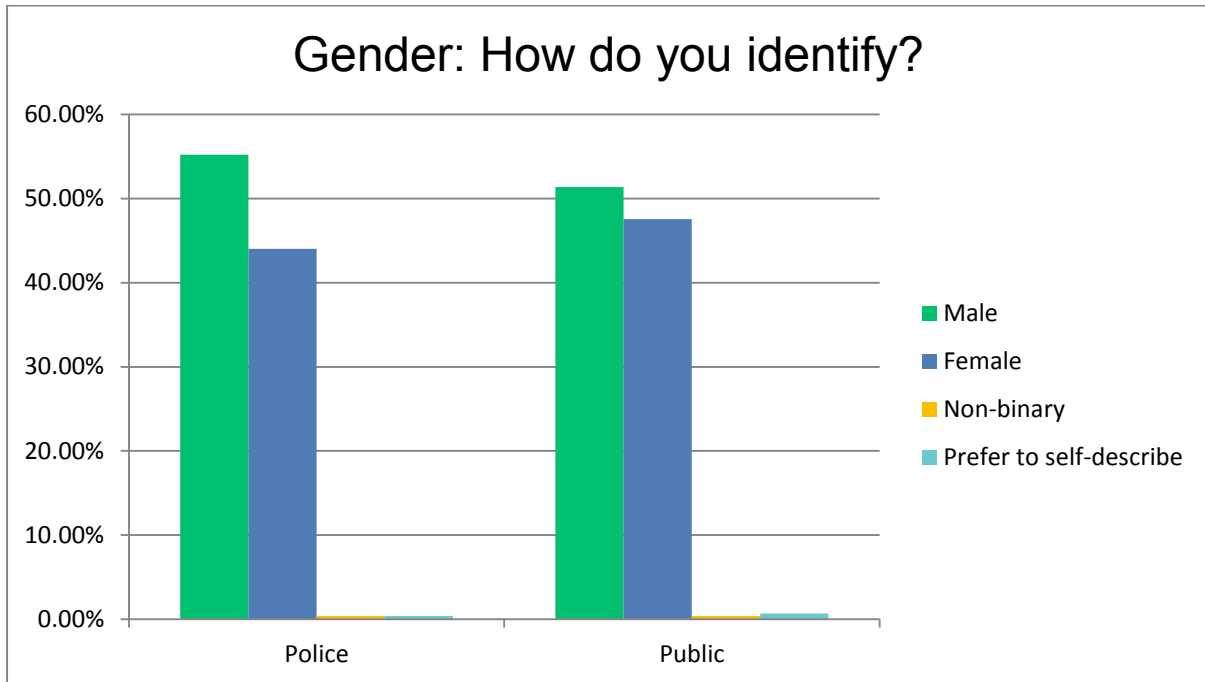
	North Warwickshire	Nuneaton and Bedworth	Rugby	Stratford-on-Avon	Warwick	I'm not sure	I don't live in Warwickshire	I don't live in Warwickshire but I work within the county	Total
Police	7.43 % 20	16.73 % 45	12.64 % 34	17.84 % 48	25.28 % 68	0.37 % 1	2.97 % 8	16.73 % 45	17.19 % 269
Public	19.37 % 251	11.34 % 147	14.04 % 182	27.93 % 362	23.92 % 310	1.16 % 15	0.85 % 11	1.39 % 18	82.81 % 1296
Total	17.32 % 271	12.27 % 192	13.80 % 216	26.20 % 410	24.15 % 378	1.02 % 16	1.21 % 19	4.03 % 63	100.00 % 1565

Q2: What age group are you in?



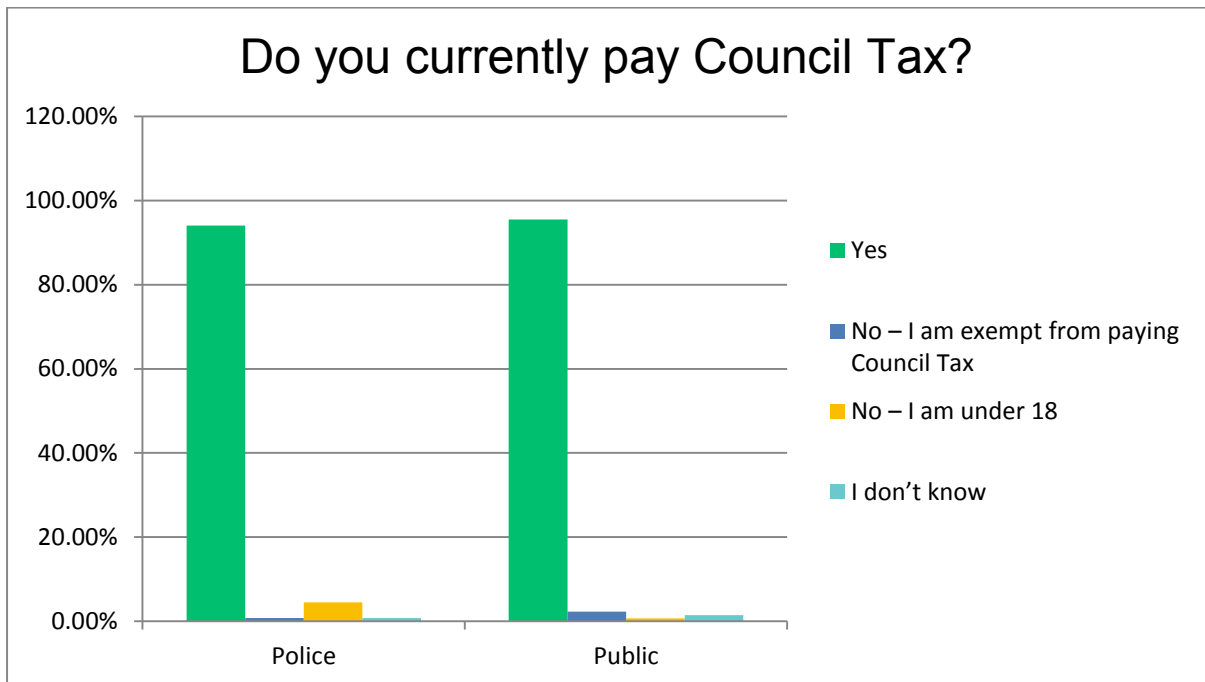
	Under 18		18-24		25-34		35-44		45-54		55-64		65+		Total	
Police	4.83%	13	3.72%	10	25.65%	69	19.70%	53	22.68%	61	15.61%	42	7.81%	21	17.20%	269
Public	0.69%	9	3.55%	46	9.50%	123	12.59%	163	19.07%	247	25.02%	324	29.58%	383	82.80%	1295
Total	1.41%	22	3.58%	56	12.28%	192	13.81%	216	19.69%	308	23.40%	366	25.83%	404	100.00%	1564

Q4: Gender: How do you identify?



	Male		Female		Non-binary		Prefer to self-describe		Total	
Police	55.22%	148	44.03%	118	0.37%	1	0.37%	1	17.19%	268
Public	51.36%	663	47.56%	614	0.39%	5	0.70%	9	82.81%	1291
Total	52.02%	811	46.95%	732	0.38%	6	0.64%	10	100.00%	1559

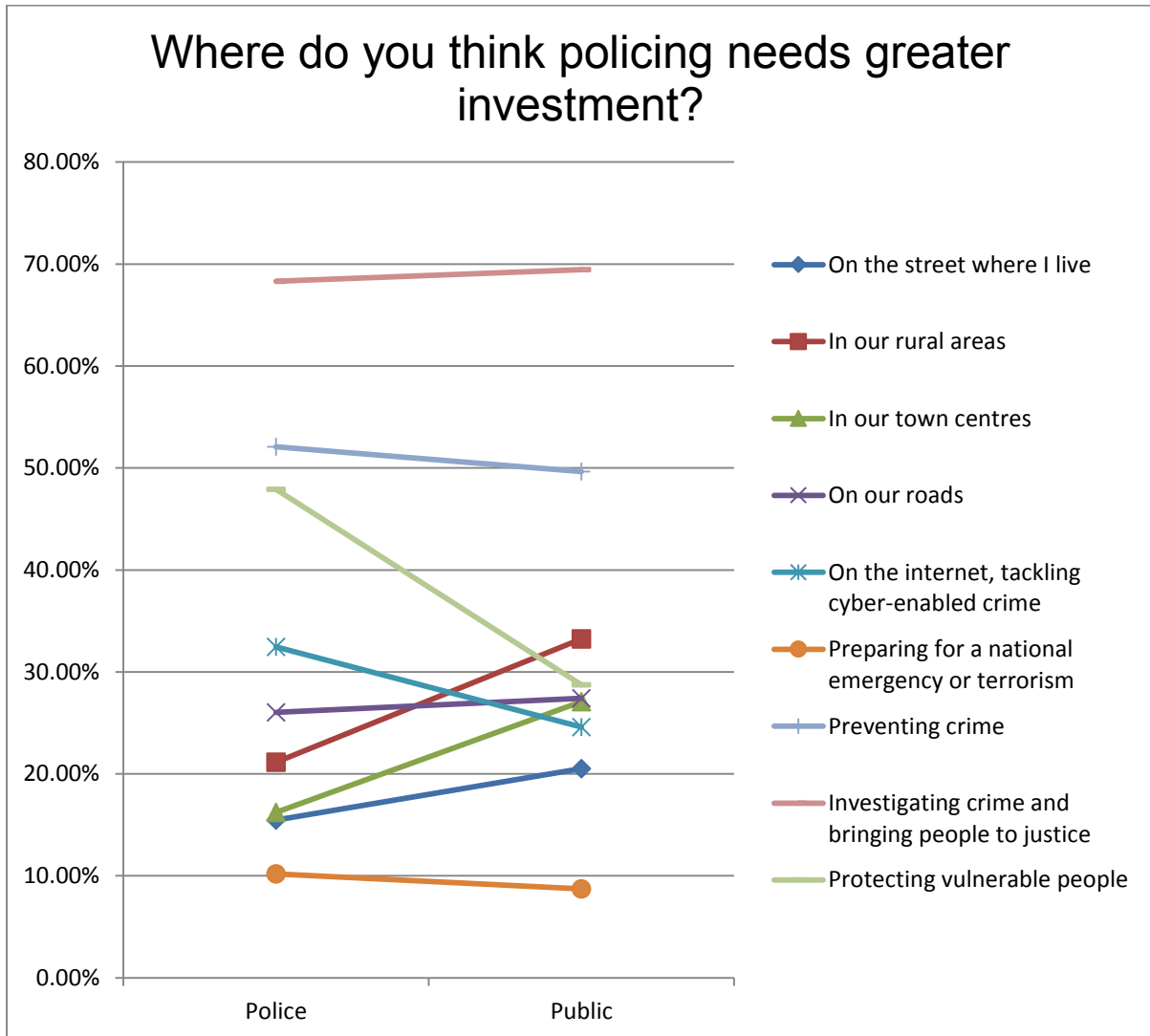
Q5: Do you currently pay Council Tax?



	Yes		No - I am exempt from paying Council Tax		No - I am under 18		I don't know		Total	
Police	94.05%	253	0.74%	2	4.46%	12	0.74%	2	17.19%	269
Public	95.52%	1238	2.31%	30	0.69%	9	1.47%	19	82.81%	1296
Total	95.27%	1491	2.04%	32	1.34%	21	1.34%	21	100.00%	1565

Q7: Where do you think policing needs greater investment?

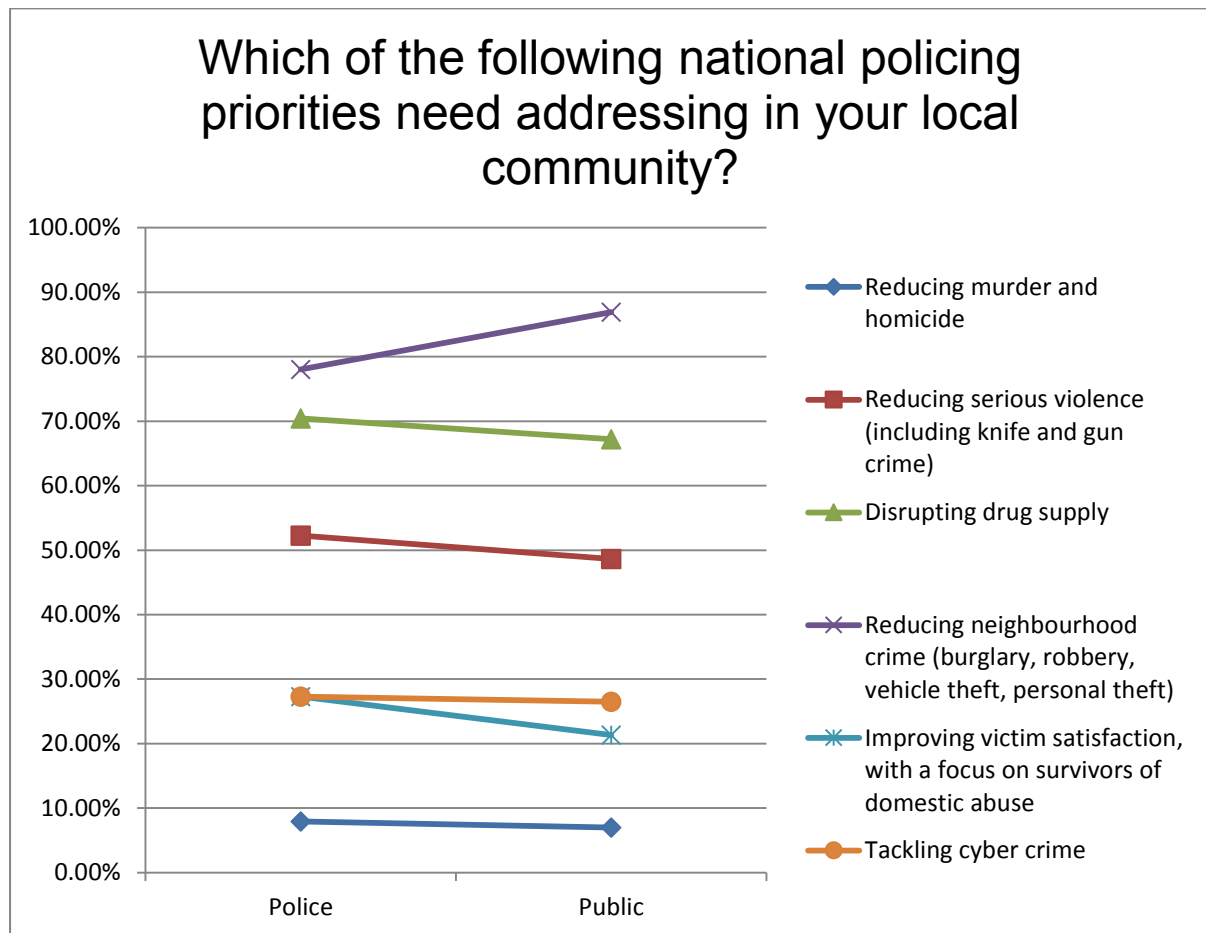
Note: Respondents could choose a maximum of three answers.



	On the street where I live		In our rural areas		In our town centres		On our roads		On the internet, tackling cyber-enabled crime		Preparing for a national emergency or terrorism		Preventing crime		Investigating crime and bringing people to justice		Protecting vulnerable people	
Police	15.47 %	41	21.13 %	56	16.23 %	43	26.04 %	69	32.45 %	86	10.19 %	27	52.08 %	138	68.30 %	181	47.92 %	127
Public	20.50 %	261	33.23 %	423	27.10 %	345	27.42 %	349	24.59 %	313	8.72 %	111	49.65 %	632	69.44 %	884	28.75 %	366
Total	19.64 %	302	31.14 %	479	25.23 %	388	27.18 %	418	25.94 %	399	8.97 %	138	50.07 %	770	69.25 %	1065	32.05 %	493

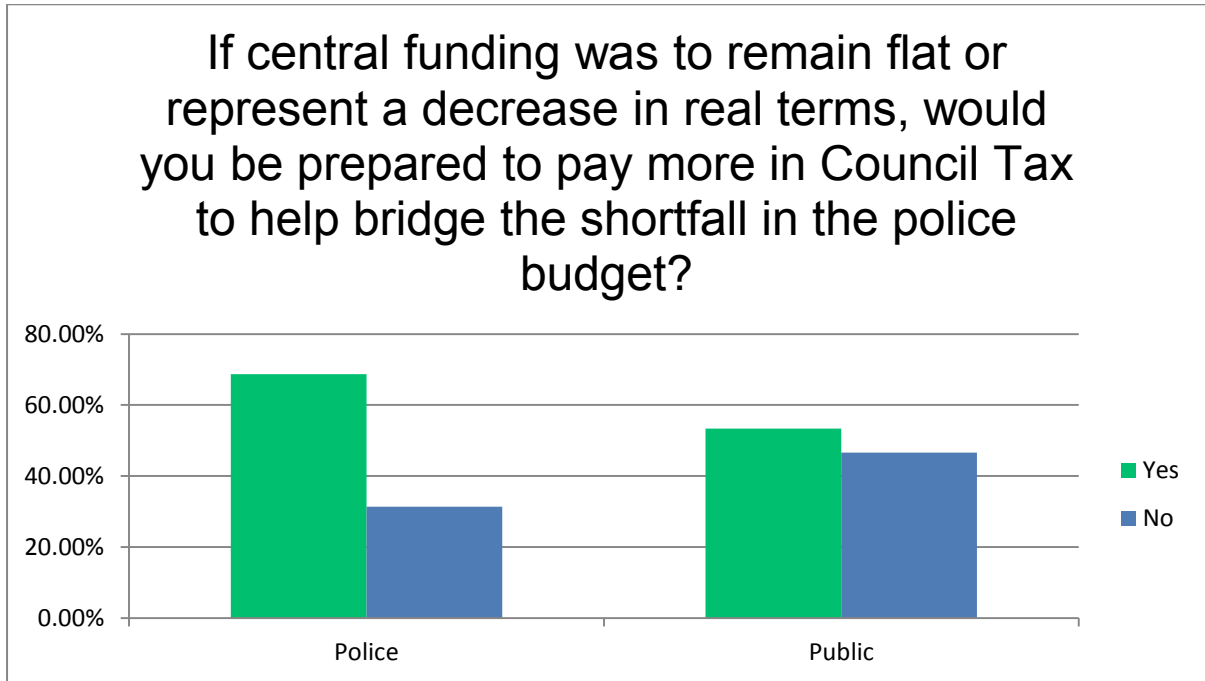
Q8: Which of the following national policing priorities need addressing in your local community?

Note: Respondents could choose a maximum of three answers.



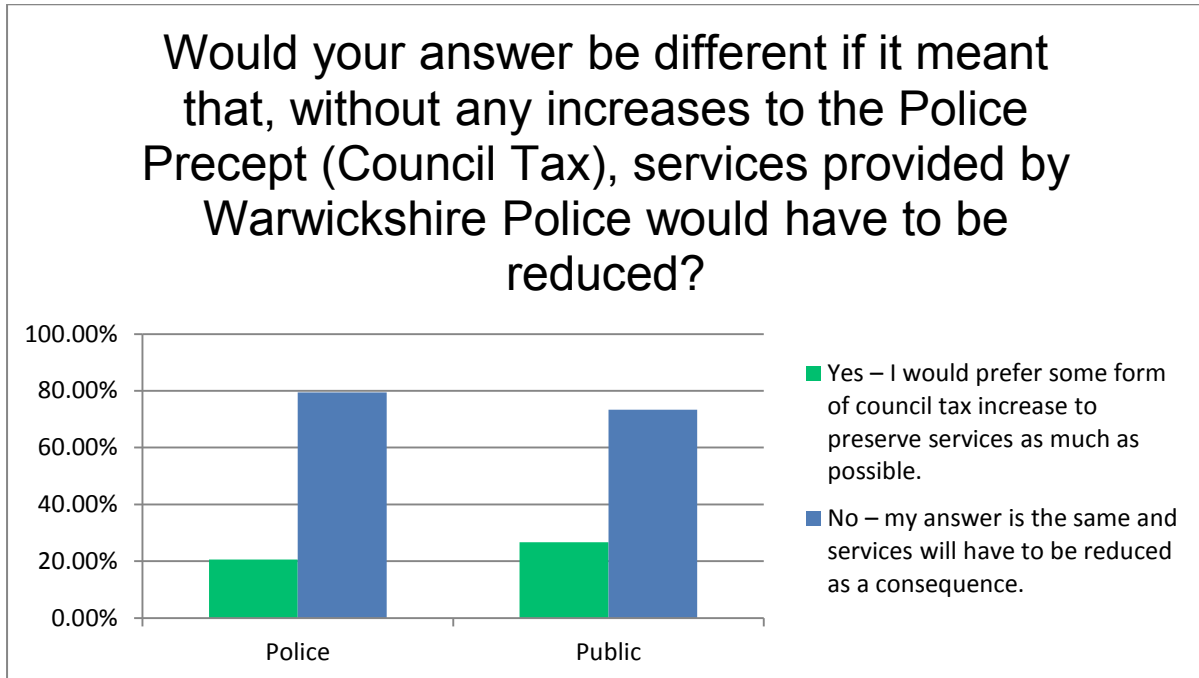
	Reducing murder and homicide	Reducing serious violence (including knife and gun crime)	Disrupting drug supply	Reducing neighbourhood crime (burglary, robbery, vehicle theft, personal theft)	Improving victim satisfaction, with a focus on survivors of domestic abuse	Tackling cyber crime	Total
Police	7.95%	52.27%	70.45%	78.03%	27.27%	27.27%	264
Public	6.98%	48.65%	67.22%	86.90%	21.35%	26.51%	1260
Total	7.15%	49.28%	67.78%	85.37%	22.38%	26.64%	1524

Q11: If central funding was to remain flat or represent a decrease in real terms, would you be prepared to pay more in Council Tax to help bridge the shortfall in the police budget?



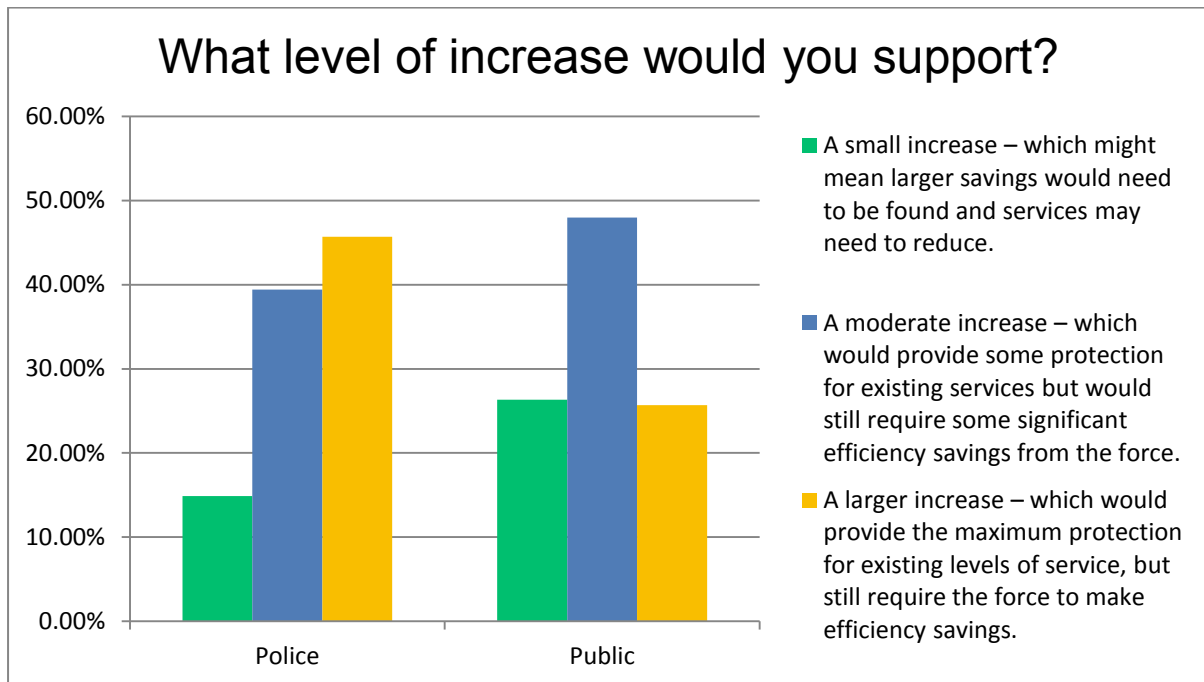
	Yes		No		Total	
Police	68.64%	162	31.36%	74	16.80%	236
Public	53.38%	624	46.62%	545	83.20%	1169
Total	55.94%	786	44.06%	619	100.00%	1405

Q12: Would your answer be different if it meant that, without any increases to the Police Precept (Council Tax), services provided by Warwickshire Police would have to be reduced?



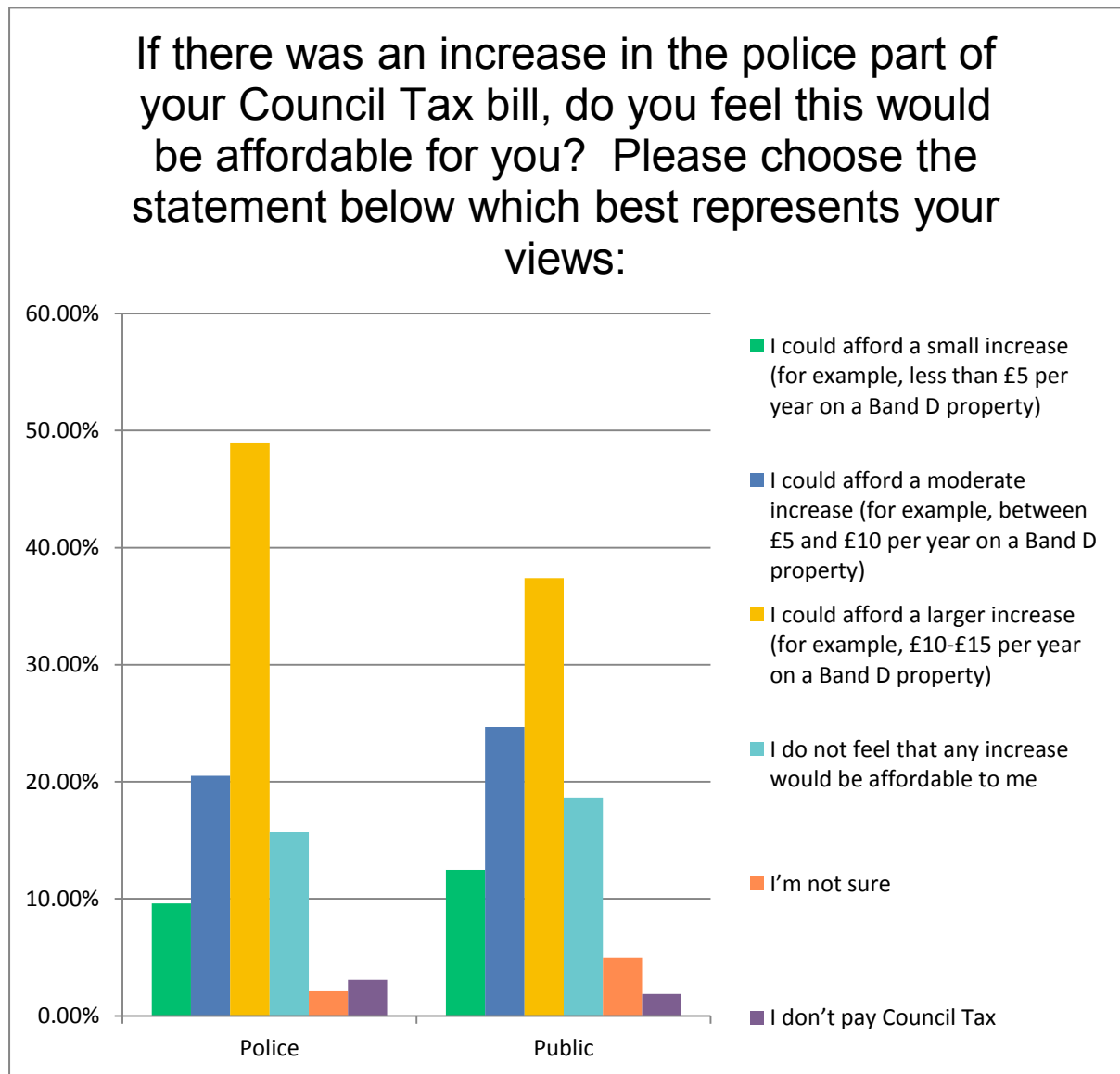
	Yes – I would prefer some form of council tax increase to preserve services as much as possible.		No – my answer is the same and services will have to be reduced as a consequence.		Total	
Police	20.55%	15	79.45%	58	12.13%	73
Public	26.65%	141	73.35%	388	87.87%	529
Total	25.91%	156	74.09%	446	100.00%	602

Q13: What level of increase would you support?



	A small increase – which might mean larger savings would need to be found and services may need to reduce.		A moderate increase – which would provide some protection for existing services but would still require some significant efficiency savings from the force.		A larger increase – which would provide the maximum protection for existing levels of service, but still require the force to make efficiency savings.		Total	
Police	14.86%	26	39.43%	69	45.71%	80	18.66%	175
Public	26.34%	201	47.97%	366	25.69%	196	81.34%	763
Total	24.20%	227	46.38%	435	29.42%	276	100.00%	938

Q14: If there was an increase in the police part of your Council Tax bill, do you feel this would be affordable for you?

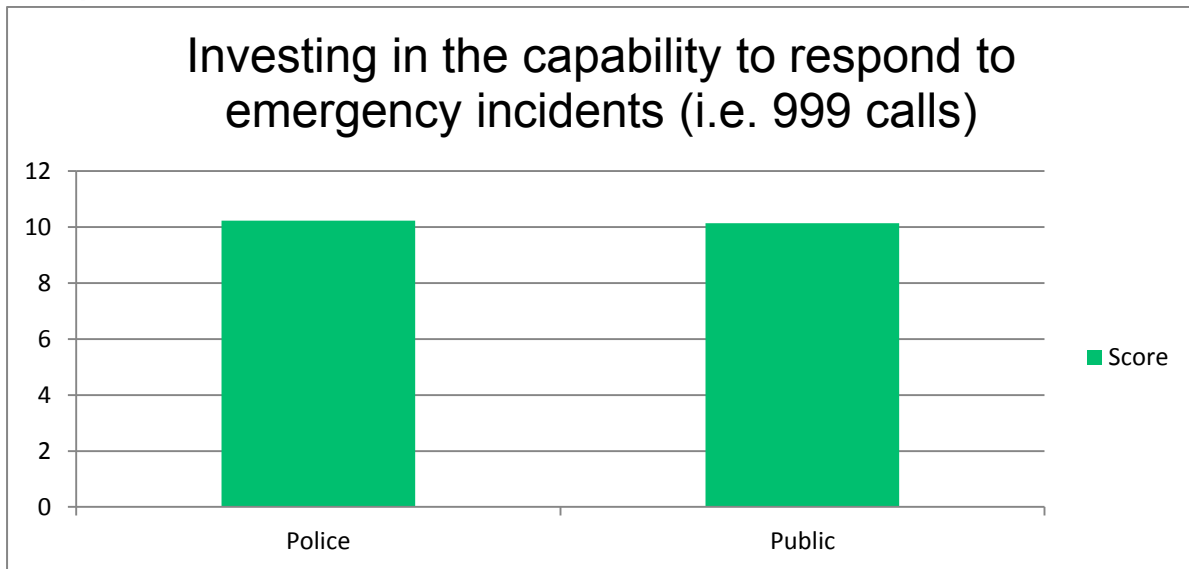


	I could afford a small increase (for example, less than £5 per year on a Band D property)	I could afford a moderate increase (for example, between £5 and £10 per year on a Band D property)	I could afford a larger increase (for example, £10-£15 per year on a Band D property)	I do not feel that any increase would be affordable to me	I'm not sure	I don't pay Council Tax	Total
Police	9.61% 22	20.52% 47	48.91% 112	15.72% 36	2.18% 5	3.06% 7	16.84% 229
Public	12.47% 141	24.67% 279	37.40% 423	18.66% 211	4.95% 56	1.86% 21	83.16% 1131
Total	11.99% 163	23.97% 326	39.34% 535	18.16% 247	4.49% 61	2.06% 28	100.0% 1360

Q15: Below are a series of statements which outline areas in which spending could be prioritised. Please rank these in order of importance to you.

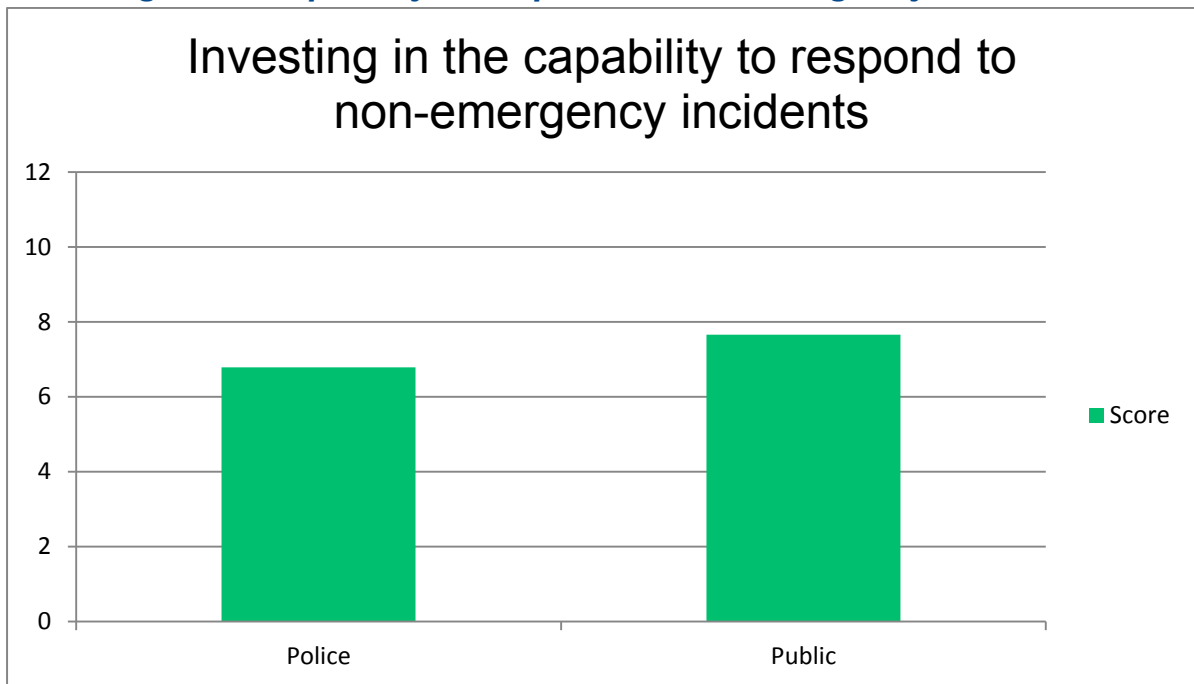
Weighted scores were applied for each statement and can be seen in the individual charts below.

Investing in the capability to respond to emergency incidents (i.e. 999 calls)



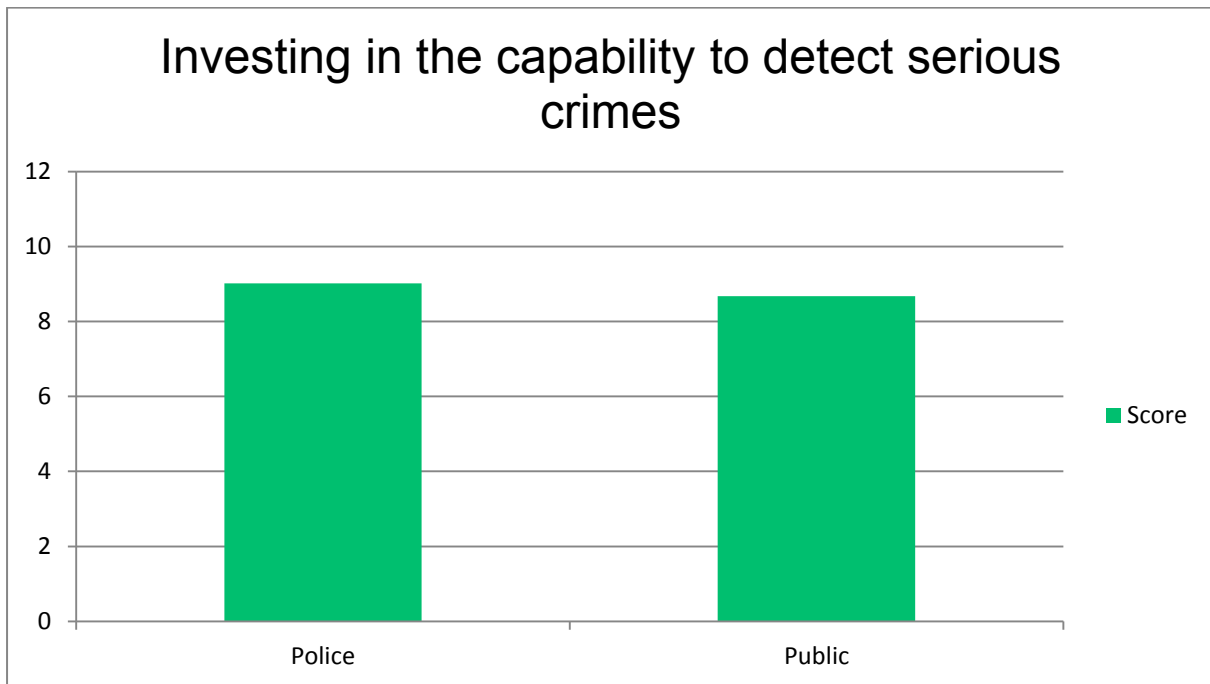
Score	
Police	10.23
Public	10.14

Investing in the capability to respond to non-emergency incidents



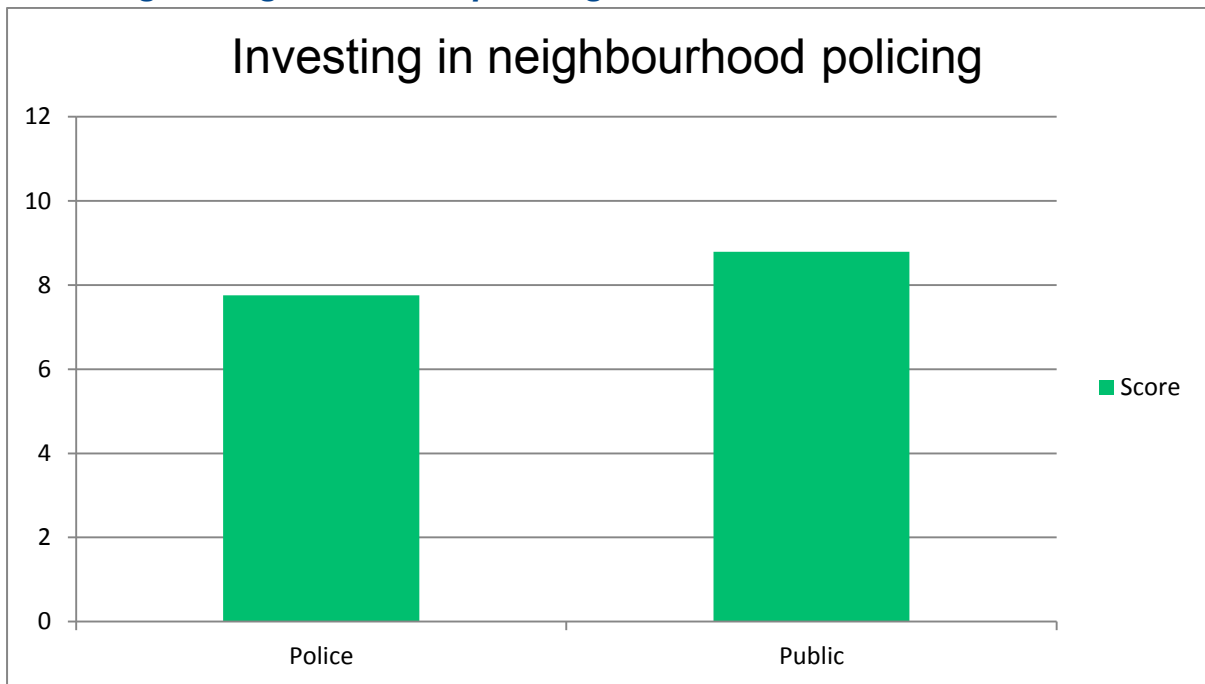
Score	
Police	6.79
Public	7.66

Investing in the capability to detect serious crimes



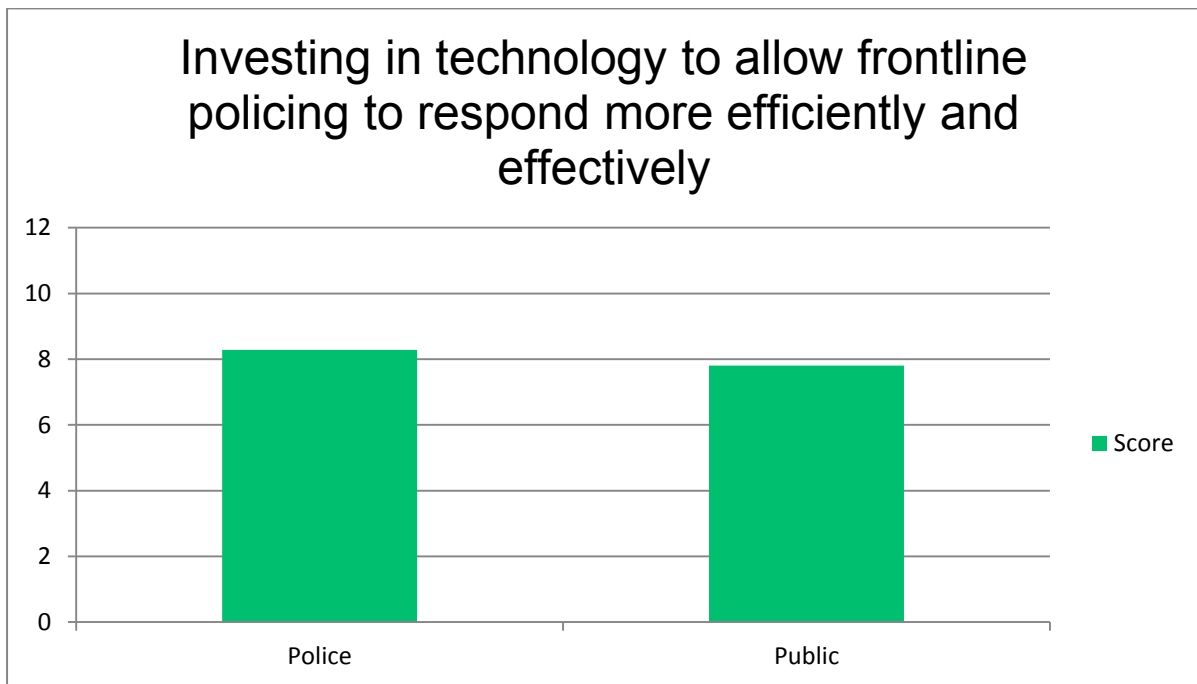
Score	
Police	9.02
Public	8.68

Investing in neighbourhood policing



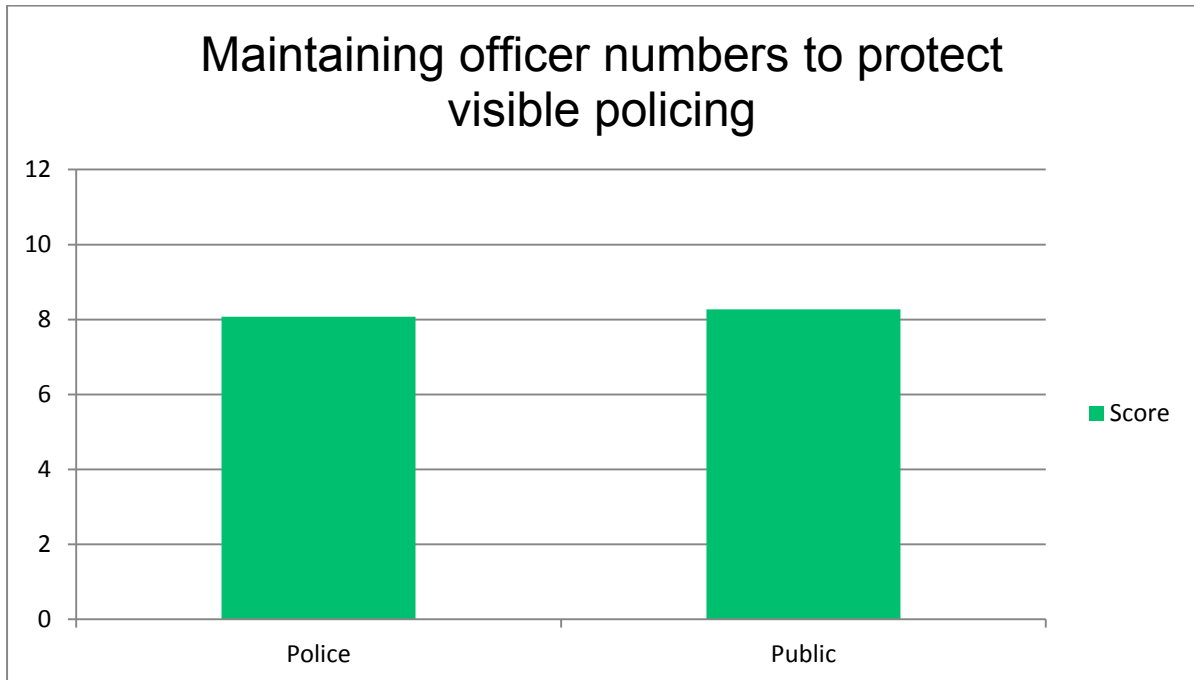
Score	
Police	7.76
Public	8.79

Investing in technology to allow frontline policing to respond more efficiently and effectively



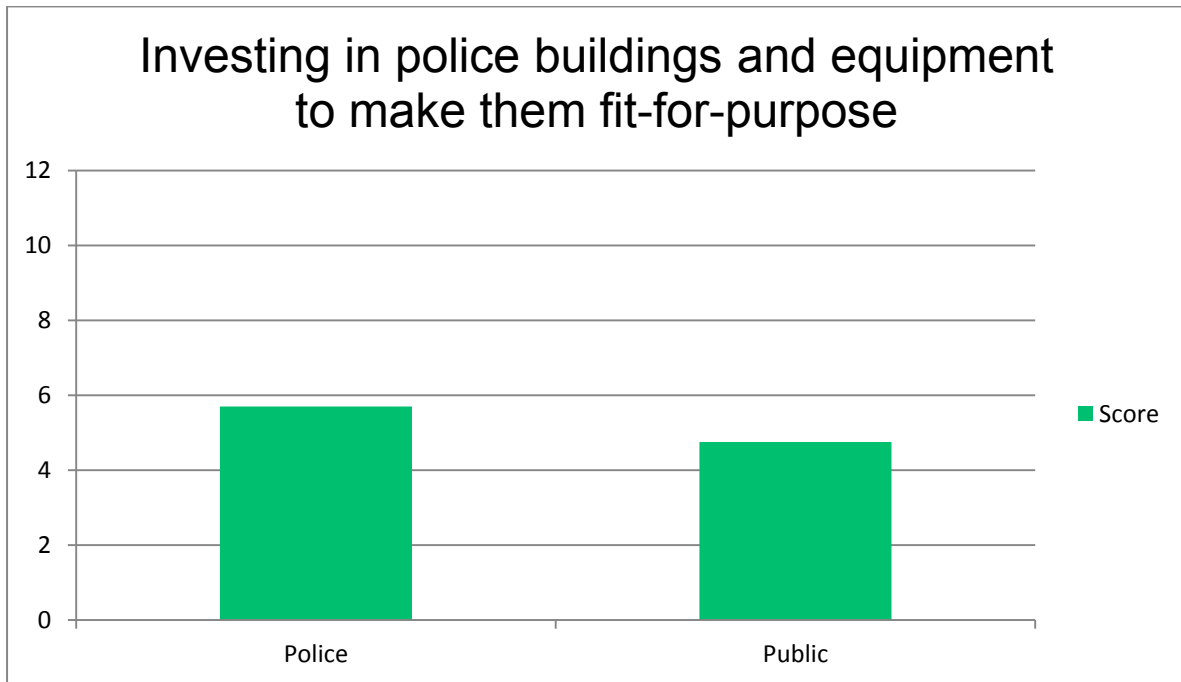
Score	
Police	8.28
Public	7.8

Maintaining officer numbers to protect visible policing



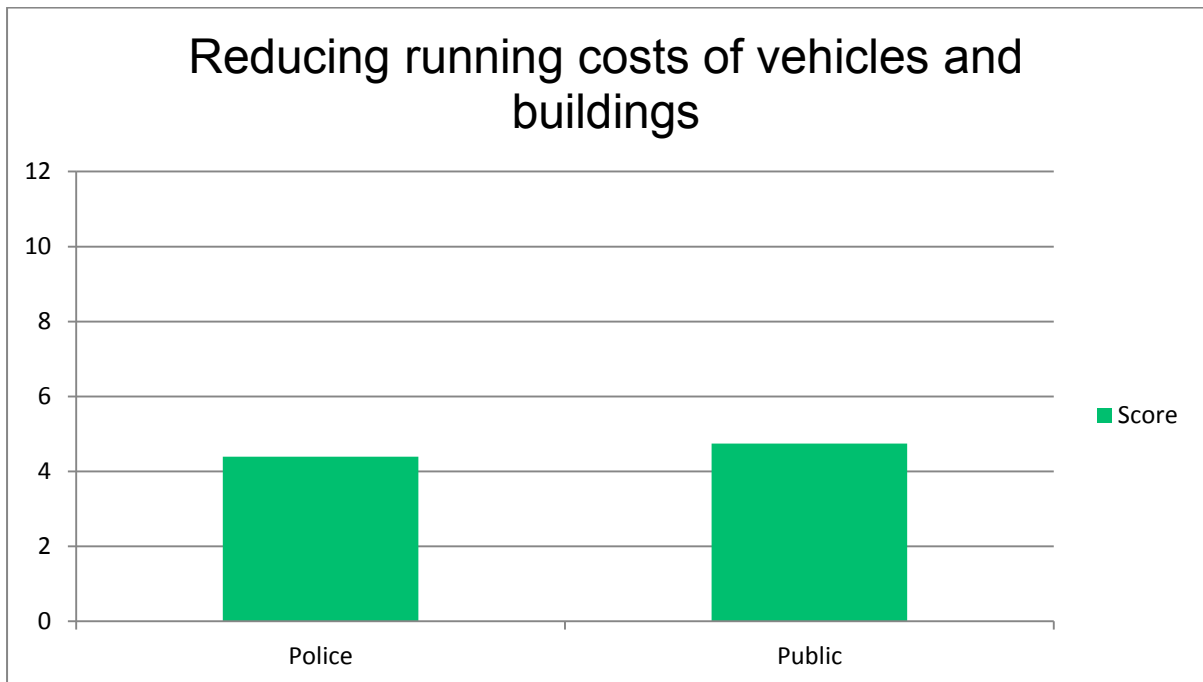
Score	
Police	8.07
Public	8.27

Investing in police buildings and equipment to make them fit-for-purpose



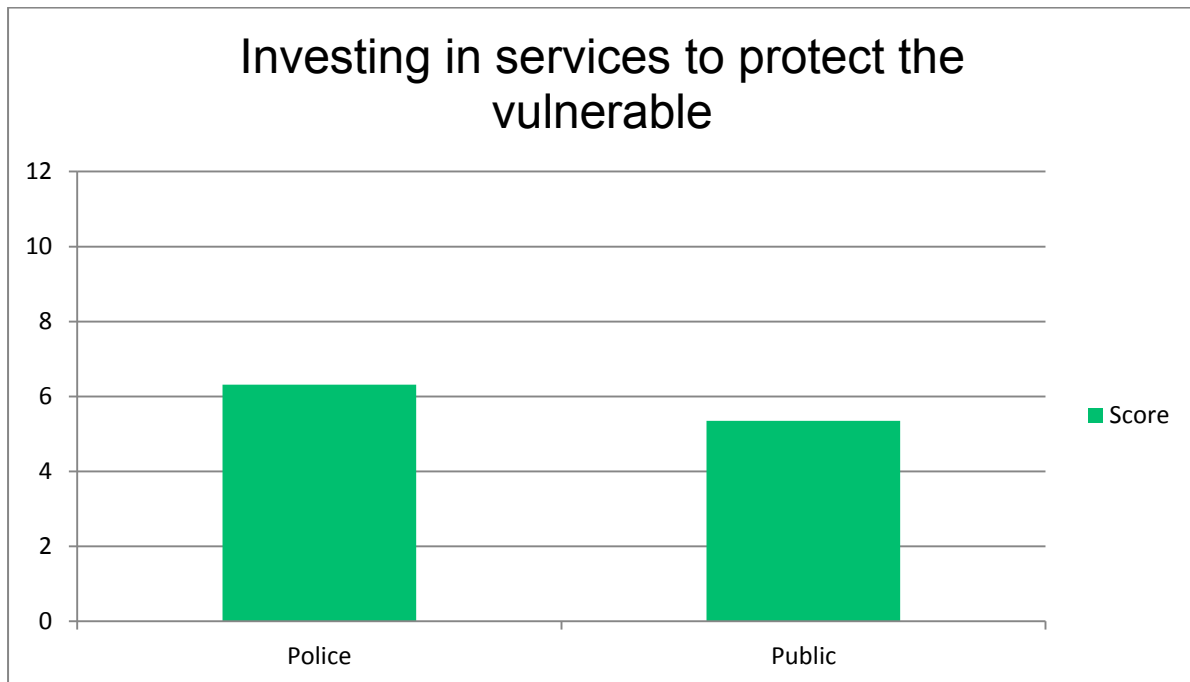
Score	
Police	5.7
Public	4.75

Reducing running costs of vehicles and buildings



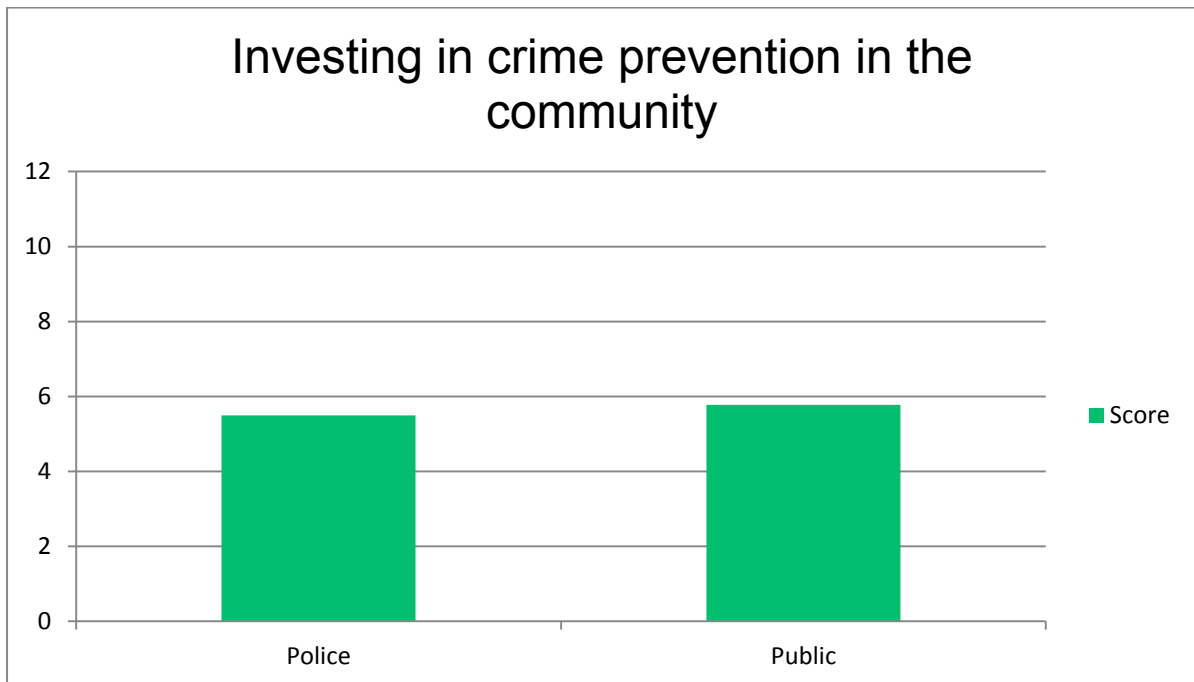
Score	
Police	4.39
Public	4.74

Investing in services to protect the vulnerable



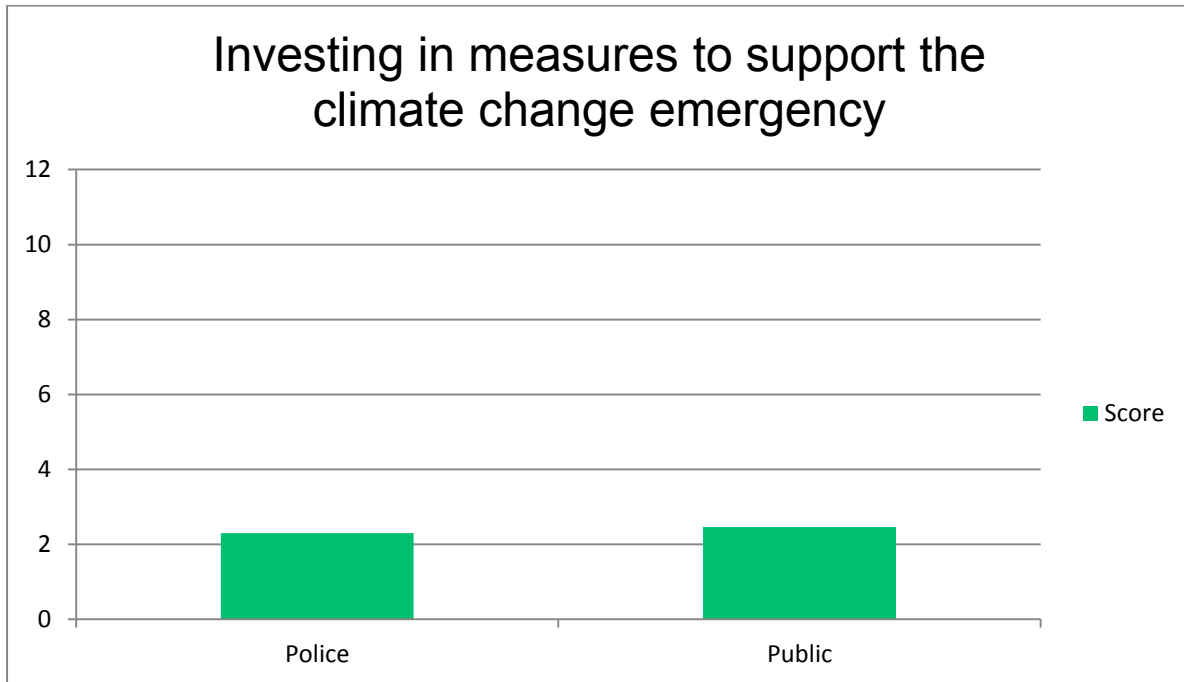
Score	
Police	6.31
Public	5.35

Investing in crime prevention in the community



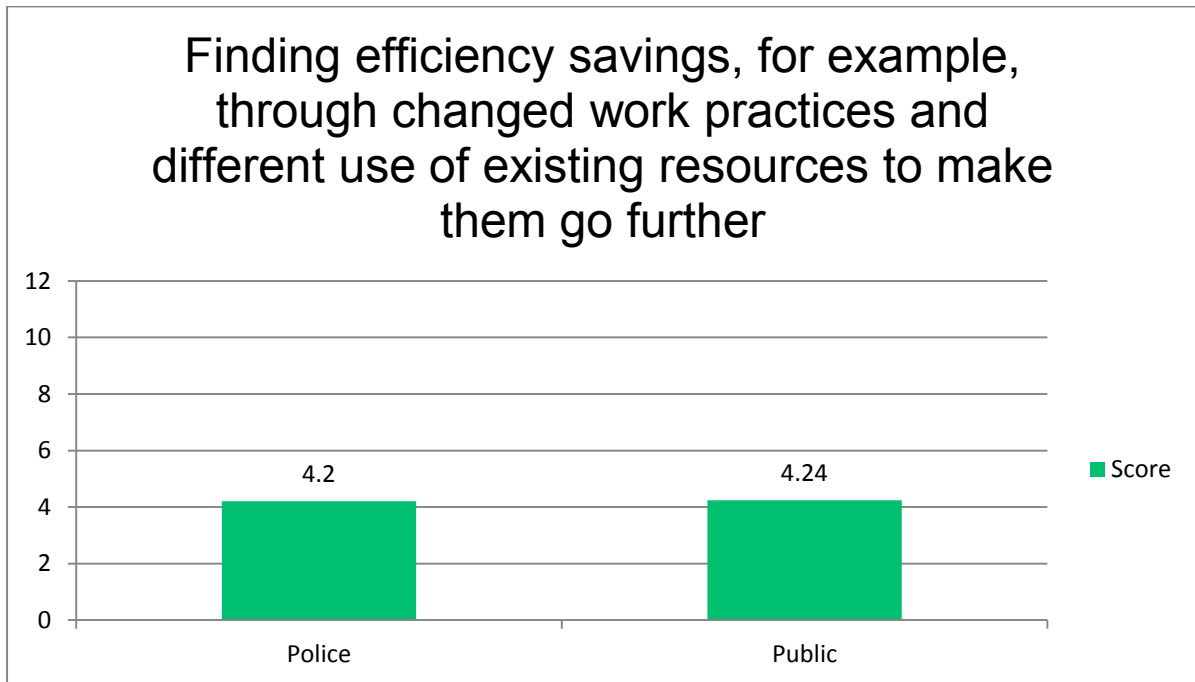
Score	
Police	6.31
Public	5.35

Investing in measures to support the climate change emergency



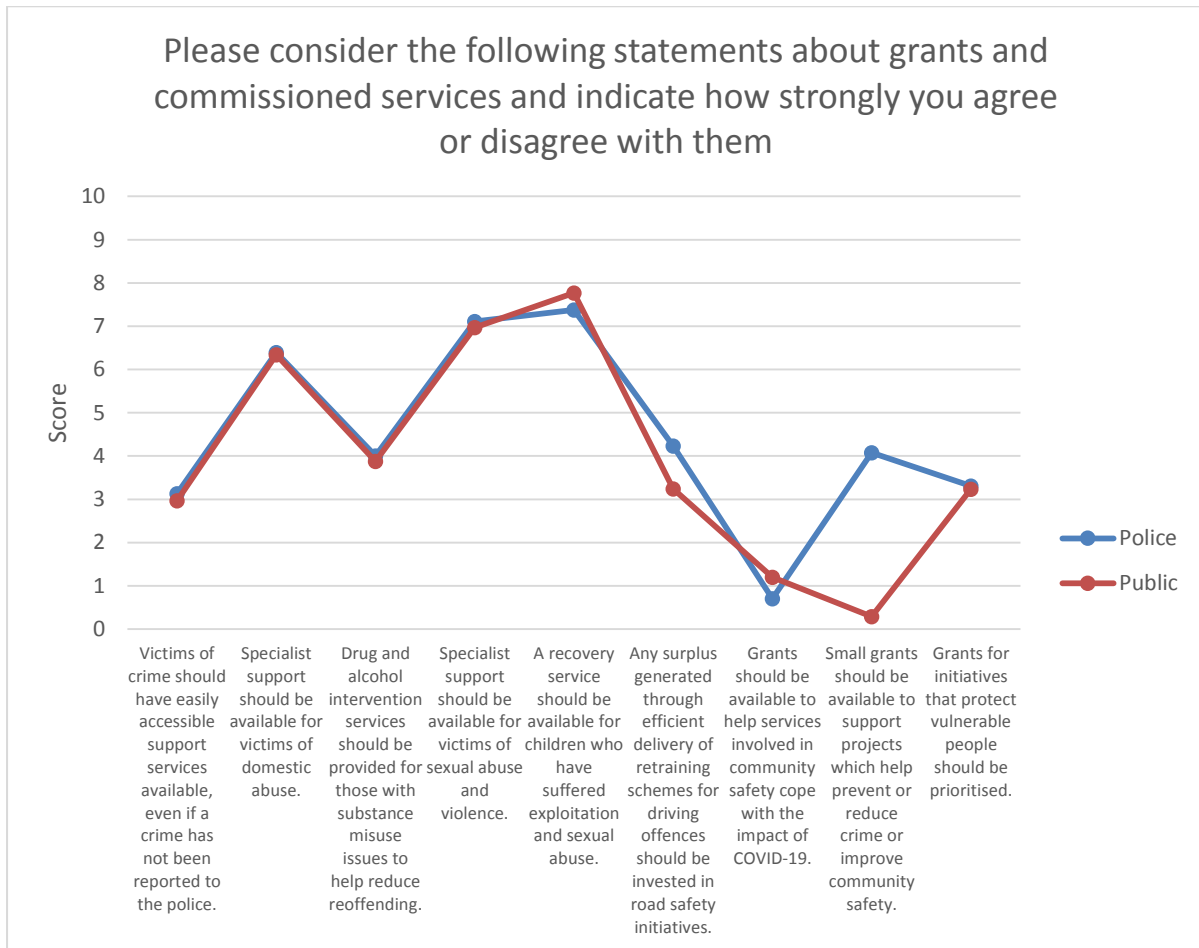
Score	
Police	2.3
Public	2.46

Finding efficiency savings, for example, through changed work practices and different use of existing resources to make them go further



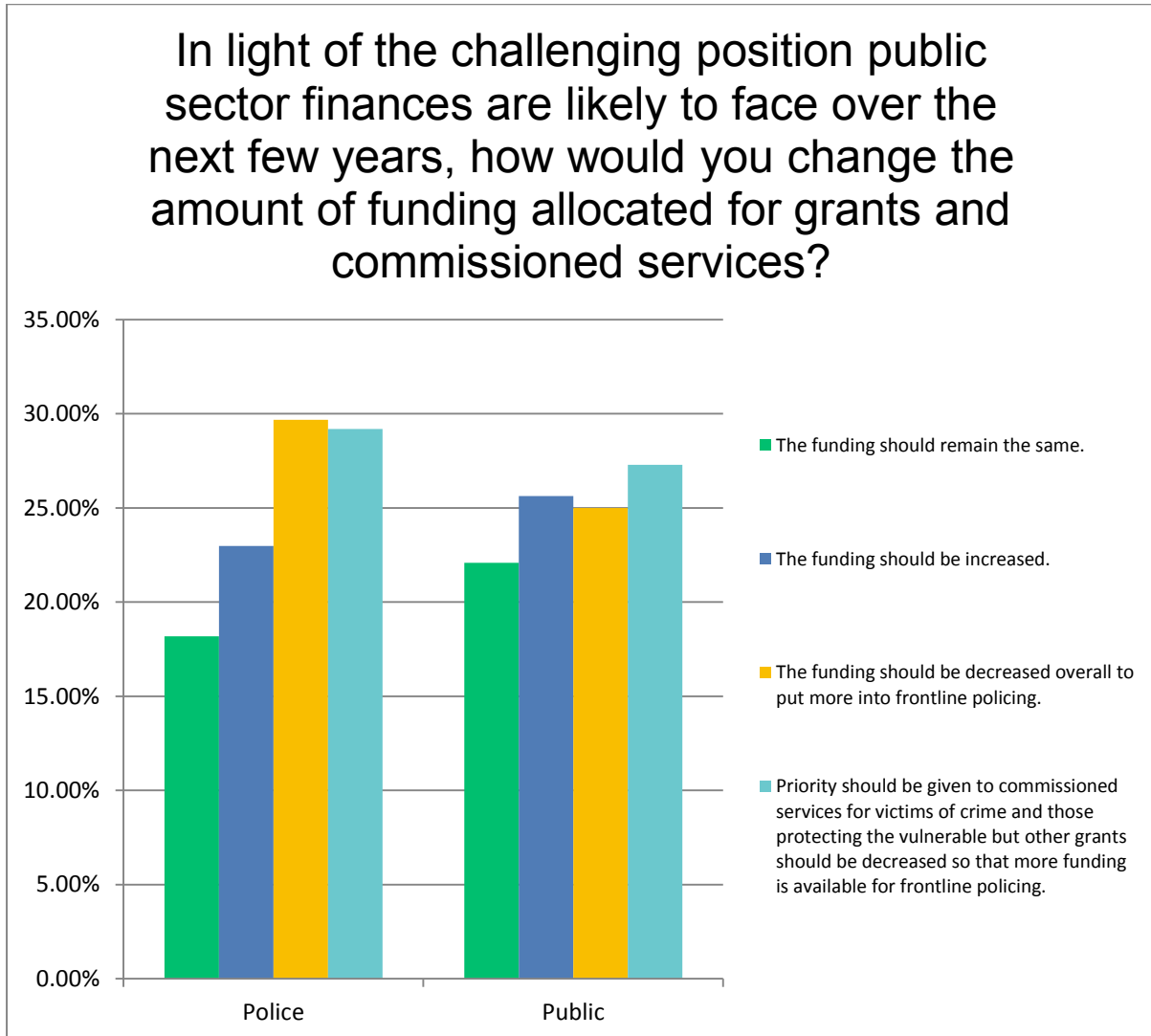
Score	
Police	4.2
Public	4.24

Q16: Please consider the following statements about grants and commissioned services and indicate how strongly you agree or disagree with them.



	Score - Police	Score - Public
Victims of crime should have easily accessible support services available, even if a crime has not been reported to the police.	3.13	2.97
Specialist support should be available for victims of domestic abuse.	6.39	6.34
Drug and alcohol intervention services should be provided for those with substance misuse issues to help reduce reoffending.	4	3.88
Specialist support should be available for victims of sexual abuse and violence.	7.11	6.97
A recovery service should be available for children who have suffered exploitation and sexual abuse.	7.38	7.77
Any surplus generated through efficient delivery of retraining schemes for driving offences should be invested in road safety initiatives.	4.23	3.24
Grants should be available to help services involved in community safety cope with the impact of COVID-19.	0.7	1.2
Small grants should be available to support projects which help prevent or reduce crime or improve community safety.	4.08	0.29
Grants for initiatives that protect vulnerable people should be prioritised.	3.31	3.23

Q17: In light of the challenging position public sector finances are likely to face over the next few years, how would you change the amount of funding allocated for grants and commissioned services?



	The funding should remain the same.	The funding should be increased.	The funding should be decreased overall to put more into frontline policing.	Priority should be given to commissioned services for victims of crime and those protecting the vulnerable but other grants should be decreased so that more funding is available for frontline policing.
Police	18.18% 38	22.97% 48	29.67% 62	29.19% 61
Public	22.08% 212	25.62% 246	25.00% 240	27.29% 262